

Caderno da Cidade

Saberes e Aprendizagens

LÍNGUA INGLESA

**1º
ANO**

ENSINO FUNDAMENTAL

2ª edição | revisada e atualizada



CURRÍCULO
da CIDADE

SECRETARIA MUNICIPAL DE
EDUCAÇÃO DE SÃO PAULO



**PREFEITURA DE
SÃO PAULO**
**SECRETARIA
DE EDUCAÇÃO**

Prefeitura da Cidade de São Paulo

Ricardo Nunes

Prefeito

Secretaria Municipal de Educação

Fernando Padula

Secretário Municipal de Educação

Maria Sílvia Bacila

Secretária Executiva Pedagógica

Samuel Ralize de Godoy

Secretário Adjunto de Educação

Ronaldo Tenório

Chefe de Gabinete

Sueli Mondini

*Chefe da Assessoria de Articulação
das Diretorias Regionais de Educação – DREs*

Secretaria Municipal de Educação de São Paulo

Caderno da Cidade

Saberes e Aprendizagens

LÍNGUA INGLESA

1º ANO

ENSINO FUNDAMENTAL

2ª edição

revisada e atualizada

São Paulo | 2026



COORDENADORIA PEDAGÓGICA – COPED

Lucimeire Cabral de Santana - *Coordenadora*

DIVISÃO DE ENSINO FUNDAMENTAL E MÉDIO – DIEFEM

Raphael Johnny dos Santos - *Diretor*

EQUIPE TÉCNICA – DIEFEM

Allan Cavalcanti de Moura
Amarilis Blois Crispino - *Estagiária*
Ana Carolina Porto Lemes
Bruno Carvalho da Silva Barros
Camila Oliveira Sandes
Catarina Maria dos Santos Castineiras
Eliana Sousa Santana
Erika Yukie Koshikumo - *Estagiária*
Francieli Araújo Guerra
Giseli de Oliveira Cardoso
Marcelo Alexandre Torres do Espírito Santo
Michele Ortega Gomes
Nelsi Maria de Jesus
Patrícia de Lucena da Silva
Paula Costa Vieira da Silva
Priscila Alexandre do Nascimento Pereira
Samira Novo Lopes
Sandra Salavandro Rodrigues
Shirlei Nadaluti Monteiro
Sueli Gomes Landim
Tiemi Okimura Kerr
Vanessa Filgueira Santos de Freitas

EQUIPE TÉCNICA SME – LÍNGUA INGLESA

Samira Novo Lopes

REVISÃO E ATUALIZAÇÃO – 2ª EDIÇÃO

Abner Moriel de Souza
Alice Sayuri Onohara Haka
Andreia Fernandes de Souza
Carina Martins Vieira Seles
Carolina de Medeiros Cecatto
Dalini de Barros Galvão Silva
Maiana Monteiro Gonçalves Dias
Maria Cristina do Sacramento Bispo
Mônica Cristina Ferreira
Samira Novo Lopes
Vinícius Rangel Bertho da Silva

Dados Internacionais de Catalogação na Publicação (CIP)

São Paulo (SP). Secretaria Municipal de Educação.
Coordenadoria Pedagógica.

Caderno da cidade : saberes e aprendizagens : Língua
Inglês – 1º ano. – 2. ed. rev. e atual. – São Paulo : SME /
COPED, 2026.
80 p. : il.

1. Ensino Fundamental. 2. Aprendizagem. 3. Língua
Inglês. I. Título.

CDD 372

Código da Memória Documental: SME28/2026
Elaborado por Patrícia Martins da Silva Rede – CRB-8/5877

CRÉDITOS 1ª EDIÇÃO

EQUIPE TÉCNICA SME – LÍNGUA INGLESA

Samira Novo Lopes

ELABORAÇÃO

Adriana Ranelli Weigel
Gláucia d'Olim Marote Ferro

REVISÃO TEXTUAL

Ana Katy Lazare Gabriel
Andreia Fernandes de Souza
Samira Novo Lopes

REVISÃO DE CONTEÚDO

Dalini de Barros Galvão Silva
Julia Lourenço Costa
Maiana Monteiro Gonçalves Dias
Samira Novo Lopes
Soraia Regina Conceição Santos
Vinícius Rangel Bertho da Silva

Edições anteriores:

1ª edição - 2024

Para consulta:

educacao.sme.prefeitura.sp.gov.br/cdep



Qualquer parte desta publicação poderá ser compartilhada (cópia e redistribuição do material em qualquer suporte ou formato) e adaptada (remix, transformação e criação a partir do material para fins não comerciais), desde que seja atribuído crédito apropriadamente, indicando quais mudanças foram feitas na obra. Direitos de imagem, de privacidade ou direitos morais podem limitar o uso do material, pois necessitam de autorizações para o uso pretendido.

A Secretaria Municipal de Educação de São Paulo, em conformidade à Lei nº 9.610/1998, reconhece a especial proteção aos direitos autorais, mediante autorização prévia e expressa do detentor da obra. No caso de eventuais desconformidades, reitera o compromisso de diligentemente corrigir inadequações.

Acesse: educacao.sme.prefeitura.sp.gov.br

Consulte também o Centro de Documentação da Educação Paulistana
educacao.sme.prefeitura.sp.gov.br/cdep

OLÁ, ESTUDANTE!

AO RECEBER OS **CADERNOS DA CIDADE: SABERES E APRENDIZAGENS**, SAIBA QUE ESTAMOS JUNTOS COM VOCÊ, DANDO CONTINUIDADE A UM PROCESSO QUE SE INICIOU NO ANO DE 2017, COM A PUBLICAÇÃO DO CURRÍCULO DA CIDADE. COMO VOCÊ, PROVAVELMENTE, JÁ DEVE SABER, TRATA-SE DE UM TRABALHO COLABORATIVO QUE, AO LONGO DESSE TEMPO, CONTOU COM A PARTICIPAÇÃO DE PROFESSORES DA REDE MUNICIPAL DE ENSINO DE SÃO PAULO E DE ESPECIALISTAS DE CADA UMA DAS ÁREAS QUE COMPÕEM ESTA COLEÇÃO: CIÊNCIAS NATURAIS, GEOGRAFIA, HISTÓRIA, LÍNGUA INGLESA, LÍNGUA PORTUGUESA E MATEMÁTICA.

O ENSINO FUNDAMENTAL, ETAPA DA EDUCAÇÃO BÁSICA DA QUAL VOCÊ FAZ PARTE, É UM PERÍODO DE INTENSAS APRENDIZAGENS. EM VIRTUDE DISSO, A PROPOSTA DOS **CADERNOS DA CIDADE** É SER MAIS UM INSTRUMENTO À DISPOSIÇÃO DE SEUS/SUAS PROFESSORES(AS) E TEM POR OBJETIVO POTENCIALIZAR CONHECIMENTOS IMPORTANTES PARA SUA VIDA EM SOCIEDADE.

ASSIM COMO NOS ANOS ANTERIORES, ESTE É UM MATERIAL CONSUMÍVEL, OU SEJA, VOCÊ PODERÁ UTILIZÁ-LO PARA ESCREVER, GRIFAR, SUBLINHAR, RESPONDER, ANOTAR E DESTACAR INFORMAÇÕES IMPORTANTES DURANTE AS AULAS EM QUE OS CADERNOS DA CIDADE FOREM UTILIZADOS. COM ISSO, CONSIDERAMOS IMPORTANTE LEMBRAR SOBRE A NECESSIDADE DE CONSERVAÇÃO E DE UTILIZAÇÃO CONSCIENTE DESTE MATERIAL, QUE PODE SERVIR COMO MAIS UMA PONTE ENTRE OS CONHECIMENTOS E SABERES DA SUA ESCOLA, DA SUA CIDADE, DO SEU ESTADO, DO SEU PAÍS E DO MUNDO.

OS **CADERNOS DA CIDADE** SEMPRE FARÃO MAIS SENTIDO SOB A ORIENTAÇÃO DO(A) PROFESSOR(A). PORTANTO, É IMPORTANTE QUE VOCÊ, NA CONDIÇÃO DE ESTUDANTE, SEJA TAMBÉM UM CORRESPONSÁVEL PELAS SUAS APRENDIZAGENS. ESCOLA É LUGAR DE APRENDER. APROVEITE TUDO O QUE ESSE AMBIENTE PODE LHE OFERECER AO LONGO DESTE ANO!

POR FIM, DESEJAMOS QUE AS SEQUÊNCIAS DE ATIVIDADES DOS **CADERNOS DA CIDADE** PERMITAM QUE VOCÊ APRENDA, DISCUTA, REFLITA, TROQUE IDEIAS, LEIA, RESOLVA PROBLEMAS, INVESTIGUE, ANALISE E, A PARTIR DE TODAS ESSAS AÇÕES, PRODUZA OUTROS CONHECIMENTOS INDISPENSÁVEIS À NOSSA VIDA EM SOCIEDADE.

BONS ESTUDOS!

FERNANDO PADULA
SECRETÁRIO MUNICIPAL DE EDUCAÇÃO

INDEX

UNIT 1

YOU'VE GOT A FRIEND IN ME	6
LESSON 1 – HELLO! WHAT'S YOUR NAME?	9
LESSON 2 – ONE DAY, THERE WAS	12

UNIT 2

FAMILIES	20
LESSON 1 – A GOOD DAY!	22
LESSON 2 – WHAT IS A FAMILY?	25
LESSON 3 – PEOPLE WHO CARE FOR ME	28

UNIT 3

FAVORITES 34

LESSON 1 – A GOOD DAY!.....36

LESSON 2 – A PET TO LOVE AND CARE46

UNIT 4

PLAY AND FUN 56

LESSON 1 – A GOOD DAY!.....58

LESSON 2 – SPRING TIME... LET'S PLAY OUTSIDE62

LESSON 3 – LET'S HAVE FUN!66

ATTACHMENTS 73

UNIT 1

YOU'VE GOT A FRIEND IN ME

NESTA UNIDADE, VOCÊ VAI:

- OUVIR HISTÓRIAS SOBRE AMIZADE E RESPEITO À DIVERSIDADE ENTRE AS PESSOAS;
- FAZER AMIGOS;
- PARTICIPAR DE BRINCADEIRAS EM INGLÊS, COM A AJUDA DO(A) PROFESSOR(A);
- CONHECER EXPRESSÕES, EM INGLÊS, PARA CUMPRIMENTAR, SAUDAR E DESPEDIR-SE DOS COLEGAS, E PRODUZIR UMA *FRIENDSHIP TREE* (ÁRVORE DA AMIZADE).





MURAL CRIADO PELA ARTISTA CHILENA VERÓNICA YTIER.
ESCOLA MUNICIPAL DE ENSINO FUNDAMENTAL ESPAÇO DE BITITA,
NO CANINDÉ, NA REGIÃO CENTRAL DE SÃO PAULO.



EXPLORE

LOOK.



Freepik

CHILDREN LEARNING TOGETHER.



Pixabay HuyNgan

CHILDREN PLAYING, FLYING A KITE.



Freepik

CHILDREN LISTENING TO A STORY.



Freepik

CHILDREN ON A FIELD TRIP.

CHILDREN MAKING NEW FRIENDS.



Freepik

COMPARE THE GREETINGS.

CIAO

MERHABA

BOK

BUONJOUR

ZDRAVO

NI HAO

HELLO

HEJ

HOLA

GUTEN TAG



Freepik/Gstudiodimagen/NUCA

LESSON 1 - HELLO! WHAT'S YOUR NAME?

PLAY TIME!

A) LISTEN TO YOUR TEACHER.

HELLO, HELLO, HELLO, WHAT'S YOUR NAME?

HELLO, HELLO, HELLO!

MY NAME'S ANA. MY NAME'S ANA.


HELLO, ANA! HELLO, ANA! HELLO!

B) LISTEN AND SAY YOUR NAME.



C) SING AND SAY "HELLO" TO YOUR FRIENDS.


D) DRAW YOURSELF AND WRITE YOUR NAME.




STORY TIME!

E) CONNECT THE DOTS AND COUNT.

Dot to Dot





Cat

1-20

1 - ONE

2 - TWO

3 - THREE

4 - FOUR

5 - FIVE

6 - SIX

7 - SEVEN

8 - EIGHT

9 - NINE

10 - TEN

11 - ELEVEN

12 - TWELVE

13 - THIRTEEN

14 - FOUTEEN

15 - FIFTEEN


16 - SIXTEEN

17 - SEVENTEEN

18 - EIGHTEEN

19 - NINETEEN

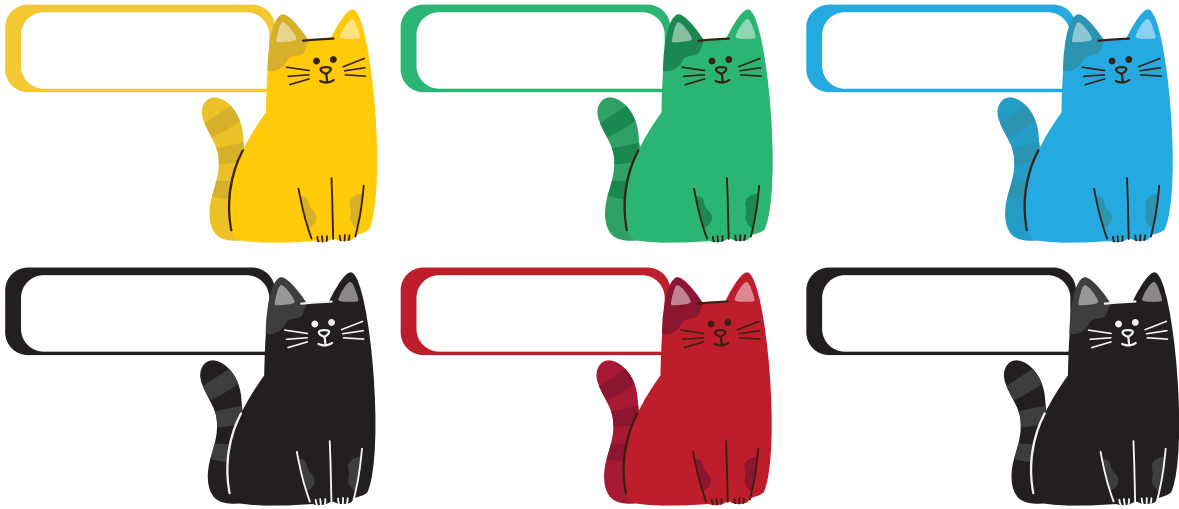
20 - TWENTY



Adobe Stock

F) LISTEN TO THE STORY. WHAT'S THE NAME OF THE CAT?

G) ORGANIZE (1-6) THE PICTURES ACCORDING TO THE STORY.



H) LISTEN AND RETELL THE STORY.

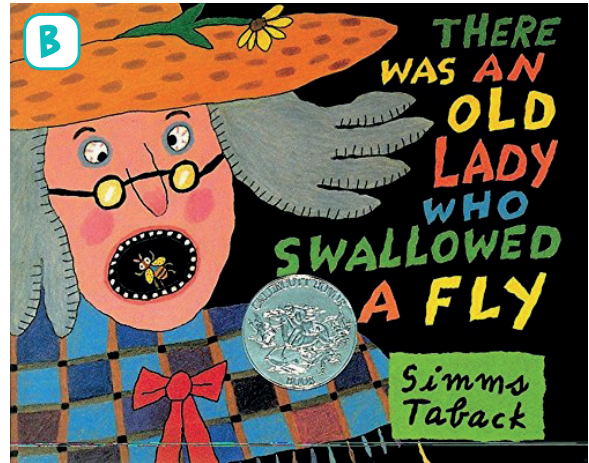
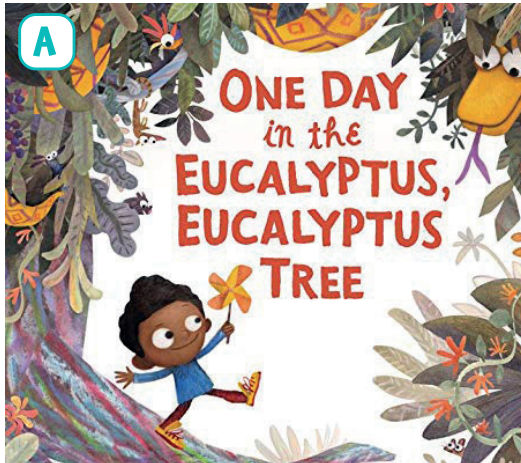
I) MAKE A FRIENDSHIP BRACELET. GIVE IT TO A NEW FRIEND (GO TO PAGE 73).



LESSON 2 - ONE DAY, THERE WAS...

STORY TIME!


A) LOOK AND GUESS.



B) CHOOSE A STORY TO LISTEN.

C) LISTEN TO THE STORY. DRAW A SCENE FROM IT.

D) DRAW THE CHARACTERS ACCORDING TO THE STORY.



PLAY TIME!**E) BEAN BAG HELLO! LET'S PLAY!**

Pixabay Public Domain Pictures


F) SAY WHO YOUR FRIEND IS. RUN AND STICK TOGETHER BEFORE YOUR TEACHER TAGS YOU!

Adaptada de Freepik



COLLAB AND CREATE!

- LET'S MAKE A FRIENDSHIP TREE.



Adaptada de Freepik

- HOW CAN WE MAKE IT?



Freepik

HAND PAINTING



Freepik Andreas

DRAWING AND COLORING



Freepik Pressfoto

DOING ORIGAMI




Freepik Rawpixel.com

CRAFTING

MY LEARNING DIARY

G) DRAW YOUR FAVORITE CLASS.



H) PLAY YOUR FAVORITE GAME AGAIN.

Source: <https://educacao.sme.prefeitura.sp.gov.br/iniciativas/atividade-nas-feiras-nos-ceus-da-dire-ipiranga/>

**I) SING A SONG YOU'VE LEARNED.**

SME/Multimídia - Bruno Ferreira

J) CUMPRIMENTE SEUS COLEGAS EM INGLÊS.**K) APRESENTE-SE EM INGLÊS, DIZENDO SEU NOME.**



MY Pictionary

COLORS

BLACK

BLUE

GREEN

RED

WHITE

YELLOW

ANIMALS

CAT

COW

DOG

FLY

HORSE

SPIDER

UNIT 2

FAMILIES

NESTA UNIDADE, VOCÊ VAI:

- OUVIR HISTÓRIAS E CONVERSAR SOBRE O SENTIDO DE FAMÍLIA;
- PARTICIPAR DE BRINCADEIRAS EM INGLÊS, COM A AJUDA DO(A) PROFESSOR(A);
- APRENDER EXPRESSÕES, EM INGLÊS, PARA SAUDAR E DESPEDIR-SE DOS COLEGAS;
- RECONHECER PALAVRAS EM INGLÊS PARA FALAR DE ALGUNS MEMBROS DA FAMÍLIA;
- E PRODUZIR UM *FAMILY MOBILE*.





MURAL DE ROBINHO SANTANA NO VIADUTO NOVE DE JULHO EM SÃO PAULO. PRIMEIRA EMPENA DO ARTISTA NA CIDADE PARA O MAR – MUSEU DE ARTE DE RUA.
FOTO: DIVULGAÇÃO.

LESSON 1 - A GOOD DAY!



A) GREET YOUR TEACHER AND CLASSMATES.

HI!

HELLO!



B) WHAT TIME IS IT NOW? COLOR THE RIGHT PICTURE.





EXPLORE

LOOK AND DESCRIBE.

<http://portal.sme.prefeitura.sp.gov.br/Main/Noticia/VisualizarPortalSME/SP/Dia-da-Familia-na-Escola>




FAMILY DAY AT EMEF HERCÍLIA DE CAMPOS COSTA, PARQUE BRISTOL, ZONA SUL.



By DiAC Images.

HARMONY DAY IS DEDICATED TO CELEBRATE AUSTRALIA'S CULTURAL DIVERSITY.

Pixabay downloading



FINGER FAMILY

Pixabay Alain Audet




DUCK FAMILY

AdobeStock



HOLDING HANDS: A GRANDDAUGHTER AND A GRANDMA

- C) TALK TO YOUR TEACHER: WHAT MAKES A FAMILY?
- D) WHO CARES FOR YOU? DRAW AND WRITE THE NAMES OF THE PEOPLE IN YOUR FAMILY.




LESSON 2 - WHAT IS A FAMILY?


STORY TIME!

A) LOOK AND CHOOSE THE STORY TO LISTEN TO.




I







II



B) READ AND FIND OUT THE STORY.


A MAMA **DUCK**  IS PROUD WHEN HER SIX **DUCKLINGS** 
 HATCH FROM THEIR **EGGS**  . BUT ONE DUCKLING DOES
 NOT LOOK LIKE THE OTHERS. IS HE TRULY AN UGLY DUCKLING?

A **ROOSTER**  , A **CAT**  , A **DOG**  AND A **DONKEY** 
 ARE ALL AGING AND FACING THE PROBLEM OF BECOMING USELESS TO
 SOCIETY. JOINING FORCES, THEY EMBARK ON A JOURNEY TO WANDER
 AND SING TOGETHER.

C) HOW DO YOU LIKE THE STORY? COLOR THE STARS.



D) WHAT MAKES A FAMILY? DRAW, COLOR AND WRITE.



PLAY TIME!

E) LISTEN TO THE SONG.



F) SING ALONG WITH YOUR TEACHER. MAKE THE ANIMAL SOUNDS.

G) MATCH THE ANIMALS TO THE SOUNDS THEY MAKE.



“WOOF!”

“MEOW!”

“BAA!”

“OINK!”

“QUACK!”

“HEE HAW!”

“NEIGH!”

“MOO!”



H) SING, MAKE THE SOUND AND MIMIC THE ANIMALS. HAVE FUN!


LESSON 3 - PEOPLE WHO CARE FOR ME

STORY TIME!


- A) LISTEN TO THE STORY.
- B) LISTEN TO YOUR TEACHER AND FIND OUT THE ANIMALS ON THE PICTURE (GO TO PAGE 75).
- C) CHOOSE A CLASSMATE AND RETELL THE STORY.
- D) LABEL THE PICTURES AROUND YOU.



SMALL



MEDIUM



LARGE

- E) MATCH.

MEDIUM

SMALL

LARGE



Freepik Big/NUCA

PLAY TIME!

F) LISTEN TO THE FINGER FAMILY SONG.



Adaptada de Freepik

G) PAINT THE FINGER FAMILY ON YOUR HAND. SING THE SONG WITH YOUR TEACHER.

H) PLAY BINGO!



COLLAB AND CREATE!

LET'S MAKE A FAMILY MOBILE!

HOW CAN WE MAKE IT?



SME/Multimeios: Welfen Santos



Freepik

WATER COLOR PAINT



Freepik/Andreas

COLORED PENCILS



GLUE

Adaptada por NUCA



Photobay/Katrina S

CRAFT STICKERS



Freepik

COLOR CRAYONS



Freepik Rawpixel.com

PAINT

MY LEARNING DIARY

I) DRAW YOUR FAVORITE CLASS.

J) PLAY YOUR FAVORITE GAME AGAIN.

K) SING A SONG YOU'VE LEARNED.

L) DIGA “**BOM DIA**” OU “**BOA TARDE**” E “**TCHAU**”, EM INGLÊS.

M) DESENHE E ESCREVA O NOME DE UMA PERSONAGEM DE UMA HISTÓRIA QUE SEU PROFESSOR/SUA PROFESSORA CONTOU PARA VOCÊ.





MY Pictionary

NUMBERS

ONE

TWO

THREE

FOUR

FIVE

SIX

SEVEN

EIGHT

NINE

TEN

FAMILY MEMBERS

MAMMA

PAPPA

GRANDMA

GRANDPA

BABY

BROTHER

SISTER

SIZES

BIG CHAIR

MEDIUM CHAIR

SMALL CHAIR

BIG BED

MEDIUM BED


SMALL BED

UNIT 3

FAVORITES

NESTA UNIDADE, VOCÊ VAI:

- OUVIR HISTÓRIAS SOBRE AFETO, CUIDADO E CONFIANÇA;
- PARTICIPAR DE BRINCADEIRAS EM INGLÊS, COM A AJUDA DO(A) PROFESSOR(A) ;
- FALAR, EM INGLÊS, SOBRE SEUS *FAVORITES* (BICHINHOS DE ESTIMAÇÃO, BRINQUEDOS, BRINCADEIRAS);
- RECONHECER, EM INGLÊS, COMANDOS DADOS PELO(A) PROFESSOR(A) E COLEGAS EM BRINCADEIRAS;
- CRIAR UM BRINQUEDO COM MATERIAL RECICLÁVEL PARA UMA FEIRA DE BRINQUEDOS.



EXPOSIÇÃO MEMÓRIAS DE UMA INFÂNCIA EM
CENAS INFANTIS - 2005, SECRETARIA MUNICIPAL DE
EDUCAÇÃO DE SÃO PAULO. ESCULTURA DA
ARTISTA SANDRA GUINLE.

LESSON 1 - A GOOD DAY!



A) SING AND GREET YOUR TEACHER AND FRIENDS!

HI! HELLO!




Freepik

B) WHAT TIME IS IT? COLOR THE RIGHT PICTURE.



Adaptada de Freepik

C) WHAT'S THE DAY LIKE TODAY?





EXPLORE

LOOK AND DESCRIBE.



Photo 210842032 © Laurel Powell | Dreamstime.com

PLAYGROUND WITH DIFFERENT TOYS: A DIABOLO.



Photo 1762611 © ilovecto | Dreamstime.com

A SHUTTLECOCK



Photo 193755230 © Wirestock | Dreamstime.com

COLORFUL YOYO AND SPINNING TOP



Photo 33903687 © Photographerlondon | Dreamstime.com

BROTHER AND SISTER PLAYING MARBLES ON PLAYGROUND.

D) LOOK AND COMPARE. WHAT IS DIFFERENT? WHAT IS THE SAME?



Freepik Bg/fx

E) LOOK AT THE KIDS AND THEIR PET. DO YOU HAVE A PET?



Freepik Wirestock

F) DRAW YOUR FAVORITES.

BOYS WITH THEIR PET. INDIA.

ANIMAL


PET


TOY

STORY TIME!

G) GUESS YOUR TEACHER'S FAVORITE TOY AS A KID.

H) LISTEN TO THE STORY.





(AVAILABLE AT: < [HTTPS://BOOKDASH.ORG/BOOKS/LOST-TOY/](https://bookdash.org/books/lost-toy/)). UNDER CREATIVE COMMONS 4.0 LICENSE. ACCESSED ON: AUGUST 23, 2022.)


I) IS THE END HAPPY OR SAD? DRAW AN EMOJI.



J) HOW DO YOU LIKE THE STORY? COLOR THE STARS.



K) COLOR THE GIRAFFE ACCORDING TO THE NUMBERS.




L) WHAT TOYS ARE THERE? LOOK AND COLOR THE WORDS. THEN, REPEAT AFTER YOUR TEACHER.



PLAY TIME!

M) LISTEN TO "THE WHEELS ON THE BUS".



Freepik Artworks

**THE WHEELS ON THE BUS GO ROUND AND ROUND
ROUND AND ROUND, ROUND AND ROUND
THE WHEELS ON THE BUS GO ROUND AND ROUND
ALL 'ROUND THE TOWN**



Freepik

**THE WIPERS ON THE BUS GO SWISH, SWISH, SWISH
SWISH, SWISH, SWISH
SWISH, SWISH, SWISH
THE WIPERS ON THE BUS GO SWISH, SWISH, SWISH
ALL 'ROUND THE TOWN**



Freepik Vector4stock

**THE DRIVER ON THE BUS GOES 'MOVE ON BACK'
MOVE ON BACK
MOVE ON BACK
THE DRIVER ON THE BUS GOES 'MOVE ON BACK'
ALL 'ROUND THE TOWN**



Freepik

**THE PEOPLE ON THE BUS GO UP AND DOWN
UP AND DOWN
UP AND DOWN
THE PEOPLE ON THE BUS GO UP AND DOWN
ALL 'ROUND THE TOWN**



Freepik Vector4stock

THE HORN ON THE BUS GOES BEEP, BEEP, BEEP
BEEP, BEEP, BEEP
BEEP, BEEP, BEEP
THE HORN ON THE BUS GOES BEEP, BEEP, BEEP
ALL 'ROUND THE TOWN



Freepik Macrovector

THE BABY ON THE BUS GOES 'WHAA WHAA WHAA'
WHAA WHAA WHAA
WHAA WHAA WHAA
THE BABY ON THE BUS GOES 'WHAA WHAA WHAA'
ALL 'ROUND THE TOWN



Freepik

THE PARENTS ON THE BUS GO 'SHH, SHH, SHH'
SHH, SHH, SHH
SHH, SHH, SHH
THE PARENTS ON THE BUS GO 'SHH, SHH, SHH'
ALL 'ROUND THE TOWN



Freepik

N) LISTEN AND MIMIC.

THE WHEELS ON THE
 BUS GO ROUND AND
 ROUND ...

THE HORNS ON
 THE BUS GO
 BEEP BEEP BEEP ...




Freepik Pch.vector

LESSON 2 – A PET TO LOVE AND CARE

STORY TIME!

A) LOOK AND CHOOSE THE STORY TO LISTEN TO.



B) LISTEN TO THE STORY. WHAT PETS ARE THERE?



C) DID YOU LIKE THE STORY? CIRCLE THUMBS UP OR THUMBS DOWN.



D) DRAW AND COLOR A PET YOU WOULD LIKE TO HAVE.

A large, empty rectangular box with a thin orange border, intended for a student to draw and color a pet they would like to have.

PLAY TIME!

E) LET´S PLAY "ACT LIKE A..."



Freepik Pikisuperstar

RUN LIKE A DOG!




Freepik Pikisuperstar

LICK LIKE CAT!



Freepik Pikisuperstar

SIT LIKE A DOG!



Freepik Bigix

SWIM LIKE A FISH



Freepik

SING/CHIRP LIKE A BIRD.



Freepik Rawpixel.com

**RUN ROUND AND
ROUND LIKE A HAMSTER!**

F) MIMIC. GUESS THE ANIMAL IN ENGLISH.

G) SORT OUT, CUT AND GLUE ACCORDING TO THE ANIMALS (GO TO PAGE 77).

BIG EARS	A LONG NECK	COLORFUL FEATHERS
LONG WHISKERS	SOFT FUR	4 PAWS
A FLUFFY TAIL	SCALES	BIG NOSE



COLLAB AND CREATE!

LET'S MAKE TOYS!



<https://www.flickr.com/photos/eciencia/6277219897/>
photostream/



<https://www.flickr.com/photos/eciencia/6277212139/>

HOW CAN WE MAKE THEM?



Freepik Rawpixel.com



Freepik Racoon_studio



Freepik Racoon_studio



Freepik



Freepik

MY LEARNING DIARY

H) DRAW YOUR FAVORITE CLASS.



I) PLAY YOUR FAVORITE GAME AGAIN.

J) SING A SONG YOU'VE LEARNED.

K) DIGA O NOME, EM INGLÊS, DE SEUS *FAVORITES*: UM BRINQUEDO, UM ANIMAL E UM PET.



MY Pictionary

TOYS

A DOLL

A TEDDY BEAR

A TOY CAR

A BALL

ACTIONS

GO ROUND

LICK

RUN

SING

SIT

SWIM

PETS BODY PARTS



TAIL



WHISKERS

NECK

FEATHERS

EARS

FUR

PAWS

SCALES

NOSE

UNIT 4


PLAY AND FUN

NESTA UNIDADE, VOCÊ VAI:


- OUVIR HISTÓRIAS EM INGLÊS QUE CELEBREM O BRINCAR, E INCENTIVEM O RESPEITO E O CUIDADO PARA COM A VIDA;
- PARTICIPAR DE BRINCADEIRAS EM INGLÊS, COM A AJUDA DO(A) PROFESSOR(A);
- EXPRESSAR SUAS PREFERÊNCIAS EM RELAÇÃO A BRINCADEIRAS FORA E DENTRO DE CASA;
- RECONHECER, EM INGLÊS, COMANDOS DADOS PELO(A) PROFESSOR(A) E COLEGAS EM BRINCADEIRAS.

SME/Multimeios - Bruno Ferreira

Fundo: Freepik Brgfx



SME/Multimeios - Bruno Ferreira



SME/Multimeios - Bruno Ferreira

LESSON 1 - A GOOD DAY!

- A)** GO OUTSIDE THE CLASSROOM, FORM A LINE, WAIT FOR YOUR TEACHER AND YOUR TURN. CHOOSE YOUR FAVORITE GREETING FROM THE POSTER.

HI!


HELLO!




Freepik

- B)** WHAT TIME IS IT NOW? COLOR THE RIGHT PICTURE.

GOOD MORNING!




GOOD AFTERNOON!



Adaptada de Freepik

C) WHAT'S THE WEATHER LIKE TODAY?





EXPLORE

LOOK AND DESCRIBE. IS IT INSIDE OR OUTSIDE?



Photo 113210361 © Szelei | Dreamstime.com

CHILDREN PLAYING WITH SAND.



Freepik dashu63

A FERRIS WHEEL.



(Source: <https://pixabay.com/photos/cian%3%7as-graffiti-feliz-colorido-1581769/>)

A MURAL: CHILDREN JUMPING ROPE.



Freepik rawpixel.com

A HOPSCOTCH.



<https://ich.unesco.org/en/6-ur-gent-safeguar-ding-list-004-07&include=slideshow.inc.php&i=0518#https://ich.unesco.org/img/photo/thumb/05147-LRG.jpg>


A GIRL PLAYING "ALQAHEEL". UNITED ARAB EMIRATES.



Photo 258689788 © Patrick.Allen | Dreamstime.com

YOUNG CHILD, PLAYING WITH A BICYCLE TIRE.

D) WHAT DO YOU PLAY WHEN IT IS...



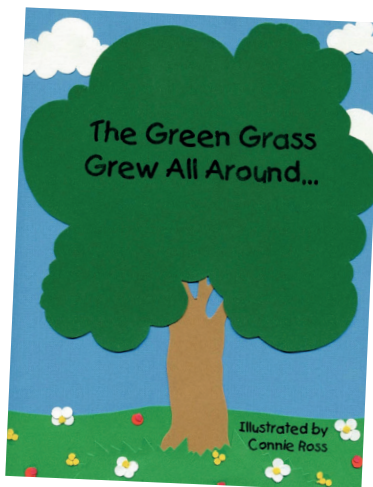
E) WHAT DO YOU LIKE TO PLAY WHEN YOU ARE OUTSIDE? WHAT DO YOU LIKE TO PLAY WHEN YOU ARE INSIDE? DRAW.

A large, empty rectangular box with a thin green border, intended for drawing.

LESSON 2 - SPRING TIME... LET'S PLAY OUTSIDE

STORY TIME!

A) LISTEN AND TELL THE STORY.



B) NUMBER THE PICTURES ACCORDING TO THE STORY.



Freepik



Illustration 69769444 © Alvin Cealiz | Dreamstime.com



Illustration 267664417 © Ekaterina Kurdiav'seva | Dreamstime.com



Illustration 144885976 © Izonda | Dreamstime.com




Illustration 8595272 © Yuliyia Derbisherova | Dreamstime.com






Illustration 20652636 © Martnap | Dreamstime.com

C) LISTEN TO THE TEACHER. DRAW AND COLOR WHAT'S MISSING IN THE TREE.



PLAY TIME!

D) LET'S PLAY "A-TISKET, A-TASKET".



**A-TISKET A-TASKET
A GREEN-AND-YELLOW BASKET,
I WROTE A LETTER TO MY LOVE AND
ON THE WAY I DROPPED IT,
I DROPPED IT, I DROPPED IT,
YES, ON THE WAY I DROPPED IT,
A LITTLE BOY PICKED IT UP
AND PUT IT IN HIS POCKET!**

E) WHAT COLOR IS THE BASKET? COLOR IT. DRAW A LINE TO FIND WHAT IS IN THE BASKET.



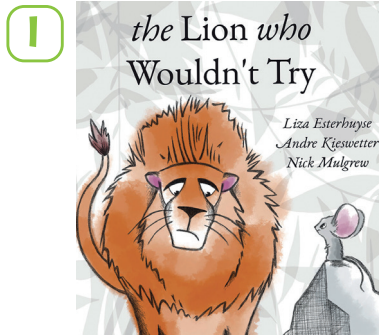


Illustration: 203815982 | Basket © Екатерина Федотова | Dreamstime.com
Illustration: 49015720 © Pichayasri | Dreamstime.com
Illustration: 8844412 © Vasilis Akinoglou | Dreamstime.com
Illustration: 163699238 © Klerk, Natalya Matyushina | Dreamstime.com

LESSON 3 - LET'S HAVE FUN!

STORY TIME!

A) CHOOSE A STORY TO LISTEN TO.



B) RETELL THE STORY WITH YOUR FRIENDS AND TEACHER.

C) WHAT DO YOU LIKE IN THE STORY? DRAW.

D) HOW DO YOU LIKE THE STORY? COLOR THE STARS.



E) LOOK AT THE PICTURES AND CHOOSE YOUR FAVORITE.

HIDE AND SEEK

An illustration of four children playing hide-and-seek in a park. One boy is running, while a girl and another boy are looking for him. A girl is standing near a large green tree. The scene is set in a grassy area with some bushes.

Illustration 79622604 © Blue Ring Education Pie Ltd | Dreamstime.com

PLAY TAG

An illustration of two boys playing tag on a grassy hill. One boy in a red shirt and purple pants is running towards the other boy in a green shirt and blue pants. A red butterfly is flying in the air between them.

Illustration 19397036 © Alexey Banykh | Dreamstime.com

PLAY ON THE SEE-SAW

An illustration of a girl and a boy playing on a wooden see-saw. The girl is on the left side, and the boy is on the right side. They are both smiling and looking at each other.

Illustration 109967651 © Jihana37 | Dreamstime.com

PLAY ON THE SWING

An illustration of two girls sitting on a swing set. One girl is in a pink dress and the other is in a blue dress. They are both smiling and swinging happily.

Illustration 117607834 © Kankhem | Dreamstime.com

PLAY ON THE SLIDE

An illustration of four children playing on a red and yellow slide. One boy is at the top of the slide, another boy is at the bottom, and two girls are sliding down. They are all smiling and having fun.

Illustration 25601970 © Roberto Giovannini | Dreamstime.com

PLAY TIME!

F) LISTEN TO THE “HOKEY POKEY” SONG. FOLLOW YOUR TEACHER.



HANDS



FEET

Illustration 7444675 © Egor Tkachenko |
Dreamstime.com
Illustration 4601785 © Wilson Saliu |
Dreamstime.com

YOU PUT YOUR **RIGHT FOOT IN**
YOU TAKE YOUR RIGHT FOOT **OUT**
YOU PUT YOUR RIGHT FOOT **IN**
AND YOU **SHAKE IT ALL ABOUT**
YOU DO THE HOKEY POKEY
AND YOUR **TURN YOURSELF AROUND**
THAT'S WHAT IT'S ALL ABOUT!

YOU PUT YOUR **LEFT FOOT IN**
YOU TAKE YOUR LEFT FOOT **OUT**
YOU PUT YOUR LEFT FOOT **IN**
AND YOU **SHAKE IT ALL ABOUT**
YOU DO THE HOKEY POKEY
AND YOUR **TURN YOURSELF AROUND**
THAT'S WHAT IT'S ALL ABOUT!

YOU PUT YOUR **RIGHT HAND IN**
YOU TAKE YOUR RIGHT HAND **OUT**
YOU PUT YOUR RIGHT HAND **IN**
AND YOU SHAKE IT ALL ABOUT
YOU DO THE HOKEY POKEY
AND YOUR **TURN YOURSELF AROUND**
THAT'S WHAT IT'S ALL ABOUT!

YOU PUT YOUR **LEFT HAND IN**
YOU TAKE YOUR LEFT HAND **OUT**
YOU TAKE YOUR LEFT HAND **IN**
AND YOU SHAKE IT ALL ABOUT
YOU DO THE HOKEY POKEY
AND YOUR TURN YOURSELF AROUND
THAT'S WHAT IT'S ALL ABOUT!

YOU PUT YOUR **WHOLE SELF IN**
YOU TAKE YOUR **WHOLE SELF OUT**
YOU PUT YOUR **WHOLE SELF IN**
AND YOU SHAKE IT ALL ABOUT
YOU DO THE HOKEY POKEY
AND YOUR **TURN YOURSELF AROUND**
THAT'S WHAT IT'S ALL ABOUT!

G) PLAY “SIMON SAYS”.

H) YOUR TURN! BE “SIMON”!



COLLAB AND CREATE!

LET'S PLAY!

8671406 © Roy Mattappalli Thomas | Dreamstime.com



Photo by Yan Krivkau (Source: <https://www.pevets.com/photo/child/ren-doing-arts-and-crafts-at-school-8612932/>)

HOW CAN WE DO IT?

16359957 © Amot | Dreamstime.com



(Source: <https://pixabay.com/photos/fio-bolafitric%3%b4%1%ca3-fio-laranja-731515/>)



(Source: <https://pixabay.com/photos/futebol-esporte-bola-campo-3471371/>)



(Source: <https://pixabay.com/photos/jogo-suave-bolas-jogo-divertido-1700420/>)




Imagem de Robert Owen-Wahl por Pixabay



MY LEARNING DIARY

I) DRAW YOUR FAVORITE CLASS.

J) PLAY YOUR FAVORITE GAME AGAIN.

K) SING A SONG YOU'VE LEARNED.

L) DIGA O NOME DE UMA BRINCADEIRA OU BRINQUEDO DE PARQUINHO, EM INGLÊS.

M) NOMEIE, EM INGLÊS, UMA PERSONAGEM DE UMA HISTÓRIA QUE SEU PROFESSOR/ SUA PROFESSORA CONTOU PARA VOCÊ.



MY Pictionary

IN THE PLAYGROUND (GO TO PAGE 79)

SEE-SAW

SLIDE

SWING

GAMES

HIDE-AND-SEEK


HOPSCOTCH


JUMP ROPE

TAG

DRAW PARTS OF THE BODY**FOOT****HAND****DRAW ACTIONS****PUT IN****PUT OUT****SHAKE****TURN AROUND**

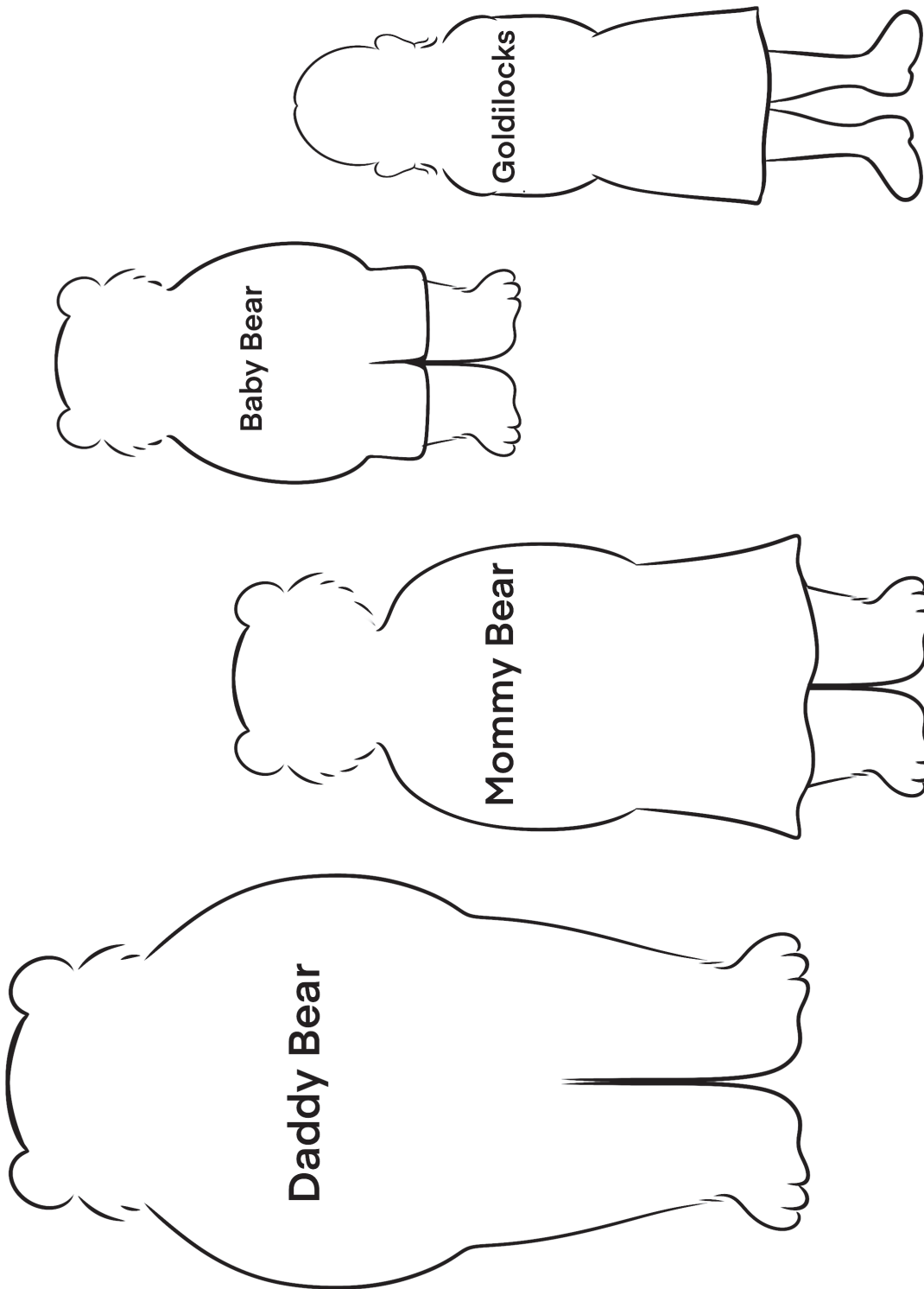
RECORTE AQUI






ATTACHMENT 2 – UNIT 2 – FAMÍLIA CACHINHOS DOURADOS – PAGE 29

✂ RECORTE AQUI





ATTACHMENT 3 – UNIT 3 – PARTS OF PETS – PAGE 49








Imagem de Fran • @thisisfranzapatel por Pixabay
2898239 © Dasha Alvéeva | Dreamstime.com

Imagem de Ulfike Mai por Pixabay
Imagem de Nita por Pixabay
Imagem de Amy Iizary por Pixabay
Imagem de zgnorris13 por Pixabay

Imagem de Stefan Schwehofer por Pixabay
Imagem de Annette Meyer por Pixabay
Imagem de Sepp por Pixabay
Imagem de Elena Rogulina por Pixabay




RECORTE AQUI



ATTACHMENT 4 – UNIT 4 – PLAYS – PAGE 71



Adobe Stock



Freepik




Adobe Stock

https://www.dreamstime.com/preschool-girl-running-fast-play-catch-up-tag-game-cartoon-vector-illustration-image147554406
27124845 © Stangott | Dreamstime.com
25795502 © Serenethos | Dreamstime.com

5556066 © Diego Vito Cerro | Dreamstime.com
Imagem de Citar-Free-Vector-Images por Pixabay
6025062 © Inavanhateren | Dreamstime.com
Imagem de Citar-Free-Vector-Images por Pixabay

RECORTE AQUI





PROJETO GRÁFICO

Centro de Multimeios - CM

Ana Rita da Costa - *Diretora*

Núcleo de Criação e Arte

Aline Frederick Santos

Angélica Dadario

Cassiana Paula Cominato

Fernanda Gomes Pacelli

Julia Gonçalves Rizzo - *estagiária*

Marcos Roberto da Silva Moreira

Raquel Nogueira Janoni - *estagiária*

Simone Porfirio Mascarenhas



**PREFEITURA DE
SÃO PAULO**
SECRETARIA
DE EDUCAÇÃO