

Caderno da Cidade

# Saberes e Aprendizagens

## LÍNGUA INGLESA

**3º  
ANO**

2ª edição | revisada e atualizada

ENSINO FUNDAMENTAL



CURRÍCULO  
da CIDADE

SECRETARIA MUNICIPAL DE  
EDUCAÇÃO DE SÃO PAULO



**PREFEITURA DE  
SÃO PAULO**  
**SECRETARIA  
DE EDUCAÇÃO**

**Prefeitura da Cidade de São Paulo**

Ricardo Nunes

*Prefeito*

**Secretaria Municipal de Educação**

Fernando Padula

*Secretário Municipal de Educação*

Maria Sílvia Bacila

*Secretária Executiva Pedagógica*

Samuel Ralize de Godoy

*Secretário Adjunto de Educação*

Ronaldo Tenório

*Chefe de Gabinete*

Sueli Mondini

*Chefe da Assessoria de Articulação  
das Diretorias Regionais de Educação – DREs*

Secretaria Municipal de Educação de São Paulo

Caderno da Cidade

# Saberes e Aprendizagens

# LÍNGUA INGLESA

**3º**  
**ANO**

**ENSINO FUNDAMENTAL**

2ª edição

revisada e atualizada

São Paulo | 2026



**PREFEITURA DE  
SÃO PAULO**  
SECRETARIA  
DE EDUCAÇÃO

**COORDENADORIA PEDAGÓGICA – COPED**

Lucimeire Cabral de Santana - *Coordenadora*

**DIVISÃO DE ENSINO FUNDAMENTAL E MÉDIO – DIEFEM**

Raphael Johnny dos Santos - *Diretor*

**EQUIPE TÉCNICA – DIEFEM**

Allan Cavalcanti de Moura  
Amarilis Blois Crispino - *Estagiária*  
Ana Carolina Porto Lemes  
Bruno Carvalho da Silva Barros  
Camila Oliveira Sandes  
Catarina Maria dos Santos Castineiras  
Eliana Sousa Santana  
Erika Yukie Koshikumo - *Estagiária*  
Francieli Araújo Guerra  
Giseli de Oliveira Cardoso  
Marcelo Alexandre Torres do Espírito Santo  
Michele Ortega Gomes  
Nelsi Maria de Jesus  
Patrícia de Lucena da Silva  
Paula Costa Vieira da Silva  
Priscila Alexandre do Nascimento Pereira  
Samira Novo Lopes  
Sandra Salavandro Rodrigues  
Shirlei Nadaluti Monteiro  
Sueli Gomes Landim  
Tiemi Okimura Kerr  
Vanessa Filgueira Santos de Freitas

**EQUIPE TÉCNICA SME – LÍNGUA INGLESA**

Samira Novo Lopes

**REVISÃO E ATUALIZAÇÃO – 2ª EDIÇÃO**

Abner Moriel de Souza  
Alice Sayuri Onohara Haka  
Andreia Fernandes de Souza  
Carina Martins Vieira Seles  
Carolina de Medeiros Cecatto  
Dalini de Barros Galvão Silva  
Maiana Monteiro Gonçalves Dias  
Maria Cristina do Sacramento Bispo  
Mônica Cristina Ferreira  
Samira Novo Lopes  
Vinícius Rangel Bertho da Silva

**Dados Internacionais de Catalogação na Publicação (CIP)**

São Paulo (SP). Secretaria Municipal de Educação.  
Coordenadoria Pedagógica.

Caderno da cidade : saberes e aprendizagens : Língua  
Inglês – 3º ano. – 2. ed. rev. e atual. – São Paulo : SME /  
COPED, 2026.  
96 p. : il.

1. Ensino Fundamental. 2. Aprendizagem. 3. Língua  
Inglês. I. Título.

CDD 372

Código da Memória Documental: SME30/2026  
Elaborado por Patrícia Martins da Silva Rede – CRB-8/5877

**CRÉDITOS 1ª EDIÇÃO**

**EQUIPE TÉCNICA SME – LÍNGUA INGLESA**

Samira Novo Lopes

**ELABORAÇÃO**

Adriana Ranelli Weigel  
Gláucia d'Olim Marote Ferro

**REVISÃO TEXTUAL**

Ana Katy Lazare Gabriel  
Andreia Fernandes de Souza  
Samira Novo Lopes

**REVISÃO DE CONTEÚDO**

Abner Moriel de Souza  
Dalini de Barros Galvão Silva  
Julia Lourenço Costa  
Maiana Monteiro Gonçalves Dias  
Samira Novo Lopes  
Soraia Regina Conceição Santos  
Vinícius Rangel Bertho da Silva

Edições anteriores:

1ª edição - 2024

Para consulta:

[educacao.sme.prefeitura.sp.gov.br/cdep](http://educacao.sme.prefeitura.sp.gov.br/cdep)



Qualquer parte desta publicação poderá ser compartilhada (cópia e redistribuição do material em qualquer suporte ou formato) e adaptada (remix, transformação e criação a partir do material para fins não comerciais), desde que seja atribuído crédito apropriadamente, indicando quais mudanças foram feitas na obra. Direitos de imagem, de privacidade ou direitos morais podem limitar o uso do material, pois necessitam de autorizações para o uso pretendido.

A Secretaria Municipal de Educação de São Paulo, em conformidade à Lei nº 9.610/1998, reconhece a especial proteção aos direitos autorais, mediante autorização prévia e expressa do detentor da obra. No caso de eventuais desconformidades, reitera o compromisso de diligentemente corrigir inadequações.

Acesse: [educacao.sme.prefeitura.sp.gov.br](http://educacao.sme.prefeitura.sp.gov.br)

Consulte também o Centro de Documentação da Educação Paulista  
[educacao.sme.prefeitura.sp.gov.br/cdep](http://educacao.sme.prefeitura.sp.gov.br/cdep)

# OLÁ, ESTUDANTE!

AO RECEBER OS **CADERNOS DA CIDADE: SABERES E APRENDIZAGENS**, SAIBA QUE ESTAMOS JUNTOS COM VOCÊ, DANDO CONTINUIDADE A UM PROCESSO QUE SE INICIOU NO ANO DE 2017, COM A PUBLICAÇÃO DO CURRÍCULO DA CIDADE. COMO VOCÊ, PROVAVELMENTE, JÁ DEVE SABER, TRATA-SE DE UM TRABALHO COLABORATIVO QUE, AO LONGO DESSE TEMPO, CONTOU COM A PARTICIPAÇÃO DE PROFESSORES DA REDE MUNICIPAL DE ENSINO DE SÃO PAULO E DE ESPECIALISTAS DE CADA UMA DAS ÁREAS QUE COMPÕE ESTA COLEÇÃO: CIÊNCIAS NATURAIS, GEOGRAFIA, HISTÓRIA, LÍNGUA INGLESA, LÍNGUA PORTUGUESA E MATEMÁTICA.

O ENSINO FUNDAMENTAL, ETAPA DA EDUCAÇÃO BÁSICA DA QUAL VOCÊ FAZ PARTE, É UM PERÍODO DE INTENSAS APRENDIZAGENS. EM VIRTUDE DISSO, A PROPOSTA DOS **CADERNOS DA CIDADE** É SER MAIS UM INSTRUMENTO À DISPOSIÇÃO DE SEUS/SUAS PROFESSORES(AS) E TEM POR OBJETIVO POTENCIALIZAR CONHECIMENTOS IMPORTANTES PARA SUA VIDA EM SOCIEDADE.

ASSIM COMO NOS ANOS ANTERIORES, ESTE É UM MATERIAL CONSUMÍVEL, OU SEJA, VOCÊ PODERÁ UTILIZÁ-LO PARA ESCREVER, GRIFAR, SUBLINHAR, RESPONDER, ANOTAR E DESTACAR INFORMAÇÕES IMPORTANTES DURANTE AS AULAS EM QUE OS **CADERNOS DA CIDADE** FOREM UTILIZADOS. COM ISSO, CONSIDERAMOS IMPORTANTE LEMBRAR SOBRE A NECESSIDADE DE CONSERVAÇÃO E DE UTILIZAÇÃO CONSCIENTE DESTE MATERIAL, QUE PODE SERVIR COMO MAIS UMA PONTE ENTRE OS CONHECIMENTOS E SABERES DA SUA ESCOLA, DA SUA CIDADE, DO SEU ESTADO, DO SEU PAÍS E DO MUNDO.

OS **CADERNOS DA CIDADE** SEMPRE FARÃO MAIS SENTIDO SOB A ORIENTAÇÃO DO(A) PROFESSOR(A). PORTANTO, É IMPORTANTE QUE VOCÊ, NA CONDIÇÃO DE ESTUDANTE, SEJA TAMBÉM UM CORRESPONSÁVEL PELAS SUAS APRENDIZAGENS. ESCOLA É LUGAR DE APRENDER. APROVEITE TUDO O QUE ESSE AMBIENTE PODE LHE OFERECER AO LONGO DESTE ANO!

POR FIM, DESEJAMOS QUE AS SEQUÊNCIAS DE ATIVIDADES DOS CADERNOS DA CIDADE PERMITAM QUE VOCÊ APRENDA, DISCUTA, REFLITA, TROQUE IDEIAS, LEIA, RESOLVA PROBLEMAS, INVESTIGUE, ANALISE E, A PARTIR DE TODAS ESSAS AÇÕES, PRODUZA OUTROS CONHECIMENTOS INDISPENSÁVEIS À NOSSA VIDA EM SOCIEDADE.

BONS ESTUDOS!

**FERNANDO PADULA**  
SECRETÁRIO MUNICIPAL DE EDUCAÇÃO

# INDEX

## UNIT 1

<b>SCHOOL IS FUN!</b> .....	<b>6</b>
LESSON 1 – TIME FOR ENGLISH!.....	8
LESSON 2 – A DAY AT SCHOOL.....	11
LESSON 3 – A LESSON TO LEARN! .....	15

## UNIT 2

<b>A DAY TO CELEBRATE</b> .....	<b>24</b>
LESSON 1 – TIME FOR ENGLISH!.....	26
LESSON 2 – A PARTY TO REMEMBER.....	30
LESSON 3 – NOT NOW! .....	35

## **UNIT 3**

### **A WORLD OF ADVENTURES ..... 44**

LESSON 1 – TIME FOR ENGLISH!.....	46
LESSON 2 – THE THREE LITTLE PIGS .....	49
LESSON 3 – WHAT AN ADVENTURE!.....	53

## **UNIT 4**

### **WORLD CELEBRATIONS ..... 60**

LESSON 1 – TIME FOR ENGLISH!.....	62
LESSON 2 – HAPPY NEW YEAR!.....	65
LESSON 3 – STRANGE THINGS ARE HAPPENING! .....	68

### **ATTACHMENTS ..... 83**

# UNIT 1

## SCHOOL IS FUN!

NESTA UNIDADE, VOCÊ VAI:

- PARTICIPAR DE BRINCADEIRAS EM INGLÊS, REPETINDO ALGUMAS PALAVRAS E EXPRESSÕES, COM A AJUDA DO(A) PROFESSOR(A);
- FALAR SOBRE O QUE GOSTA DE APRENDER NA ESCOLA, EM INGLÊS, USANDO *I LIKE...*;
- OUVIR HISTÓRIAS INFANTIS EM INGLÊS;
- CONSTRUIR A ROTINA DA AULA JUNTO COM O(A) PROFESSOR(A);
- FAZER O HORÁRIO DAS AULAS, COM OS DIAS DA SEMANA E OS COMPONENTES, EM INGLÊS;
- FAZER UM EXPERIMENTO DE CIÊNCIAS INSPIRADO EM UMA DAS HISTÓRIAS CONHECIDAS AO LONGO DO BIMESTRE.

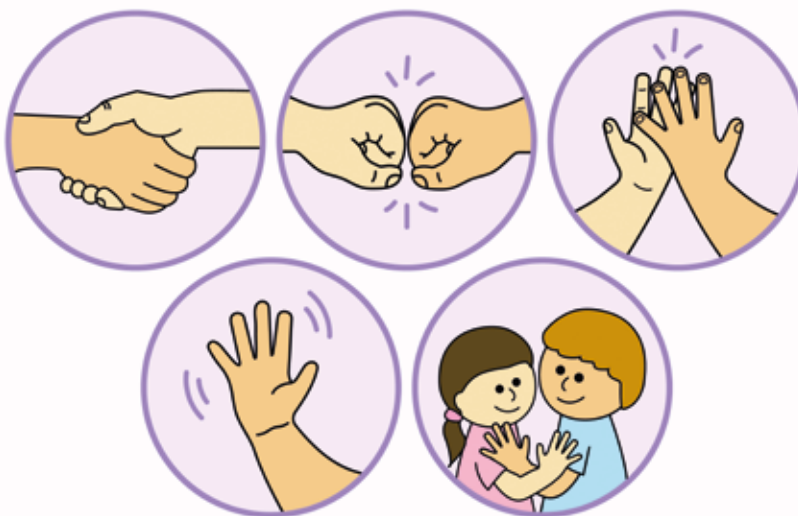




Students' performance for a school event.  
EMEF Milton Pereira Costa.

## LESSON 1 - TIME FOR ENGLISH!

A) SING AND GREET YOUR FRIENDS.



Aleksandra Gavrilova / Dreamstime.com

B) LET'S ORGANIZE OUR ROUTINE. LISTEN TO YOUR TEACHER AND WRITE.

DATE: \_\_\_\_\_ TEACHER'S NAME: \_\_\_\_\_

CLASS ACTIVITIES:

---

---

---

---



## EXPLORE

LOOK AND DESCRIBE. WHAT IS DIFFERENT? WHAT IS THE SAME?



227682698 © Юрий Поддников | Dreamstime.com

FIRST GRADERS IN A PHYSICAL EDUCATION CLASS, RUSSIA.



73220711 © Wavebreakmedia Ltd | Dreamstime.com

CHILDREN HAVING LUNCH AT BREAK TIME, SCHOOL CAFETERIA



191845101 © Photographierlondon | Dreamstime.com

KIDS WORKING ON A PROJECT IN A SCHOOL COMPUTER LAB.



94034877 © Sjons737 | Dreamstime.com

CHILDREN LEARNING TRADITIONAL SONGS AT SCHOOL, GUATEMALA.



164437777 © Yoidoimyr Horyn | Dreamstime.com

KOREAN TEACHER USING AUGMENTED REALITY (AR) TO TEACH HIS STUDENTS.



36929459 © Amlan Mathur | Dreamstime.com

CHILDREN HAVING CLASSES ON THE SIDEWALK, INDIA.

**C) LOOK AT THE PICTURES. CHECK AND CIRCLE THE ACTIVITIES YOU DO BEFORE YOU GET TO SCHOOL. TELL WHAT IS MISSING.**



173547035 © Kero Stocker | Dreamstime.com

HAVE A SHOWER



150624829 © Katarapsus | Dreamstime.com

BRUSH YOUR TEETH



AdobeStock/Tenstudio

HAVE LUNCH



41385914 © Artístico Lic | Dreamstime.com

HAVE BREAKFAST



11827522 | Child School Bag © Juan Carlos Tinjaca | Dreamstime.com

PREPARE YOUR SCHOOL BAG



31786629 © Artístico Lic | Dreamstime.com

GET THE SCHOOL BUS



**D) DRAW YOUR FAVORITE PLACE AT SCHOOL. WHY DO YOU LIKE IT?**

**MY FAVORITE PLACE AT SCHOOL IS...**

## LESSON 2 – A DAY AT SCHOOL

### STORY TIME!

- A) EXPLORE THE BOOK COVERS. TALK TO YOUR TEACHER.
- B) WHAT OBJECTS CAN YOU NAME IN ENGLISH?
- C) IS THE KID HAPPY OR SAD? WHY DO YOU THINK SO?
- D) WHOSE TABLE IS IT IN THE BOOK COVER #1? HOW DO YOU KNOW?



- E) AS A GROUP, CHOOSE A STORY TO LISTEN. DRAW YOUR FAVORITE SCENE.

A large, empty rounded rectangular box with a light blue border, intended for drawing a favorite scene from the stories.

F) DID YOU LIKE THE STORY? SAY AND TICK "YES" OR "NO".

YES  NO

G) LISTEN TO YOUR TEACHER . MATCH THE PICTURES TO THE CORRESPONDING WORDS.

### SUBJECTS

1)



2)



3)



4)



5)



6)



7)



8)



9)



10)



### WORDS IN ENGLISH

( ) HISTORY

( ) ENGLISH

( ) COMPUTER CLASS

( ) ART

( ) PHYSICAL EDUCATION (P.E.)

( ) MATHEMATICS

( ) READING CLASS

( ) PORTUGUESE

( ) GEOGRAPHY

( ) SCIENCE

H) WHAT IS YOUR FAVORITE SUBJECT? TELL YOUR CLASSMATES.

I LOVE SCIENCE!

I LIKE HISTORY!

MY FAVORITE SUBJECT  
IS MATHEMATICS.

I) ORGANIZE YOUR SCHOOL SCHEDULE IN YOUR NOTEBOOK.

**TIMETABLE**

day	MONDAY	TUESDAY	WEDNESDAY	THURSDAY	FRIDAY
time					

Illustration 12:1167180 © Alex Varnavsky | Dreamstime.com

**PLAY TIME!**

**J)** SUPPOSE IT IS A PHYSICAL EDUCATION (P.E.) CLASS. LET'S SING AND PLAY "HEAD AND SHOULDERS"!

**"HEAD, SHOULDERS, KNEES AND TOES  
KNEES AND TOES;  
HEAD, SHOULDERS, KNEES AND TOES  
KNEES AND TOES;  
AND MY EYES, MY EARS,  
MY MOUTH AND MY NOSE,  
HEAD, SHOULDERS, KNEES AND TOES  
KNEES AND TOES!"**



© Passergerz | Dreamstime.com

**K)** CUT AND GLUE (GO TO PAGE 83).

EAR	EYE	HEAD	KNEE
MOUTH	NOSE	SHOULDER	TOE

## LESSON 3 – A LESSON TO LEARN!

### STORY TIME!

A) ARE THERE FRUIT TREES IN YOUR SCHOOL? WHAT ABOUT A VEGETABLE GARDEN?






Adaptado / Freepik

B) LOOK AND ANSWER: DO YOU KNOW THE STORY? WHAT IS INTERESTING/FANTASTIC ABOUT IT?




C) LISTEN TO THE STORY. THEN, NUMBER THE ELEMENTS IN THE PICTURE ACCORDING TO THE SEQUENCE YOU'VE HEARD.




**D)** LISTEN TO YOUR TEACHER. COLOR ACCORDING TO WHAT SHE/HE SAYS.



**E)** DID YOU LIKE THE STORY? SAY AND CHECK "YES" OR "NO".



YES



NO

**PLAY TIME!**

- F) LET'S PLAY "HOT OR COLD?".
- G) LISTEN TO THE TEACHER AND LOOK.



49301773 © Mia Meng U | Dreamstime.com

**ONE, TWO, BUCKLE MY SHOE**

**1**      **2**  
**ONE, TWO**, BUCKLE MY SHOE;

**3**      **4**  
**THREE, FOUR**, SHUT THE DOOR;

**5**      **6**  
**FIVE, SIX**, PICK UP STICKS;

**7**      **8**  
**SEVEN, EIGHT** LAY THEM STRAIGHT;

**9**      **10**  
**NINE, TEN**, A BIG FAT HEN;

**11**      **12**  
**ELEVEN, TWELVE**, DIG AND DELVE;

**13**      **14**  
**THIRTEEN, FOURTEEN**, MAIDS A-COURTING;

**15**      **16**  
**FIFTEEN, SIXTEEN**, MAIDS IN THE KITCHEN;

**17**      **18**  
**SEVENTEEN, EIGHTEEN**, MAIDS IN WAITING;

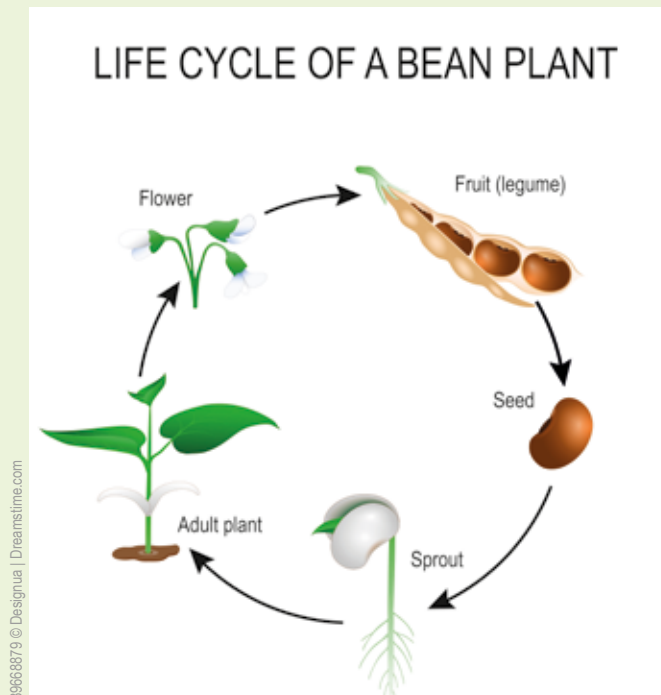
**19**      **20**  
**NINETEEN, TWENTY**, MY PLATE'S EMPTY.

**H) LET'S PLAY**

“ONE, TWO, BUCKLE MY SHOE”.

**COLLAB AND CREATE!****1) HOW ABOUT MAKING A SCIENCE EXPERIMENT?**

- INVESTIGATE THE LIFE CYCLE OF A BEAN.



- MAKE A HARP AND LEARN ABOUT SOUNDS.



2482841 © Elena Torre | Dreamstime.com

2) HOW CAN WE MAKE IT?



14053979 © Zls | Dreamstime.com  
13382054 © Ringlow | Dreamstime.



61588599 © Nipaporn Panyacharoen | Dreamstime.com  
6503002 © Martinjwilliams | Dreamstime.


3) HOW CAN WE SHOW WHAT WE'VE LEARNED?



101353231 © Lineartist | Dreamstime.com

## MY LEARNING DIARY

I) DRAW YOUR FAVORITE CLASS.



J) PLAY YOUR FAVORITE GAME AGAIN.

K) SING "ONE, TWO, BUCKLE MY SHOE".

L) DIGA O QUE VOCÊ MAIS GOSTA DE ESTUDAR/APRENDER NA ESCOLA,  
EM INGLÊS.

M) NOMEIE, EM INGLÊS, 3 COMPONENTES ESCOLARES.



# MY Pictionary

## NUMBERS (FROM 1 TO 20)

ONE

TWO

THREE

FOUR

FIVE

SIX

SEVEN

EIGHT

NINE

TEN

ELEVEN

TWELVE

THIRTEEN

FOURTEEN

FIFTEEN

SIXTEEN

SEVENTEEN

EIGHTEEN

NINETEEN

TWENTY

## SCHOOL SUBJECTS

**ART**

**COMPUTER CLASS**

**ENGLISH**

**GEOGRAPHY**

**HISTORY**

**MATH**

**PORTUGUESE**

**PHYSICAL EDUCATION (P.E.)**

**READING CLASS**

**SCIENCE**

# UNIT 2

## A DAY TO CELEBRATE

NESTA UNIDADE, VOCÊ VAI:

- CUMPRIMENTAR OS(AS) COLEGAS EM INGLÊS;
- CONSTRUIR A ROTINA DA AULA, EM INGLÊS, PARA ORGANIZAR O ESTUDO;
- EXPERIMENTAR BRINCADEIRAS, EM INGLÊS, REPETINDO ESPONTANEAMENTE PALAVRAS E/OU EXPRESSÕES TÍPICAS DESSAS VIVÊNCIAS.
- PERGUNTAR E RESPONDER SOBRE O ANIVERSÁRIO (*WHEN IS YOUR BIRTHDAY? MAY 11<sup>TH</sup>*);
- OUVIR, EM INGLÊS, HISTÓRIAS INFANTIS QUE TRATAM DE CELEBRAÇÕES;
- CANTAR A MÚSICA *HAPPY BIRTHDAY TO YOU* PARA OS ANIVERSARIANTES DO MÊS;
- PRODUZIR UM CALENDÁRIO DE ANIVERSÁRIOS DA SUA TURMA;
- PLANEJAR UMA FESTA DE ANIVERSÁRIO.





AN ANNIVERSARY CELEBRATION - CENTRO EDUCACIONAL UNIFICADO (CEU), VILA CURUÇÁ, SÃO PAULO.

## LESSON 1 - TIME FOR ENGLISH!

A) SING AND GREET YOUR FRIENDS.



B) LISTEN TO YOUR TEACHER. WRITE THE CLASS ROUTINE.

DATE: \_\_\_\_\_ TEACHER'S NAME: \_\_\_\_\_

CLASS ACTIVITIES:

---

---

---



## EXPLORE

LOOK AND DESCRIBE.

Source: <https://pixabay.com/pt/photos/costo-festa-de-anivers%C3%A1rio-bolo-1098020/>



A BIRTHDAY PARTY

77659160 | Child © Wavebreakmedia Ltd | Dreamstime.com



PINÁTA: A BIRTHDAY GAME IN LATIN-AMERICAN CULTURES.

117933048 | Child © Rawpixelimages | Dreamstime.com



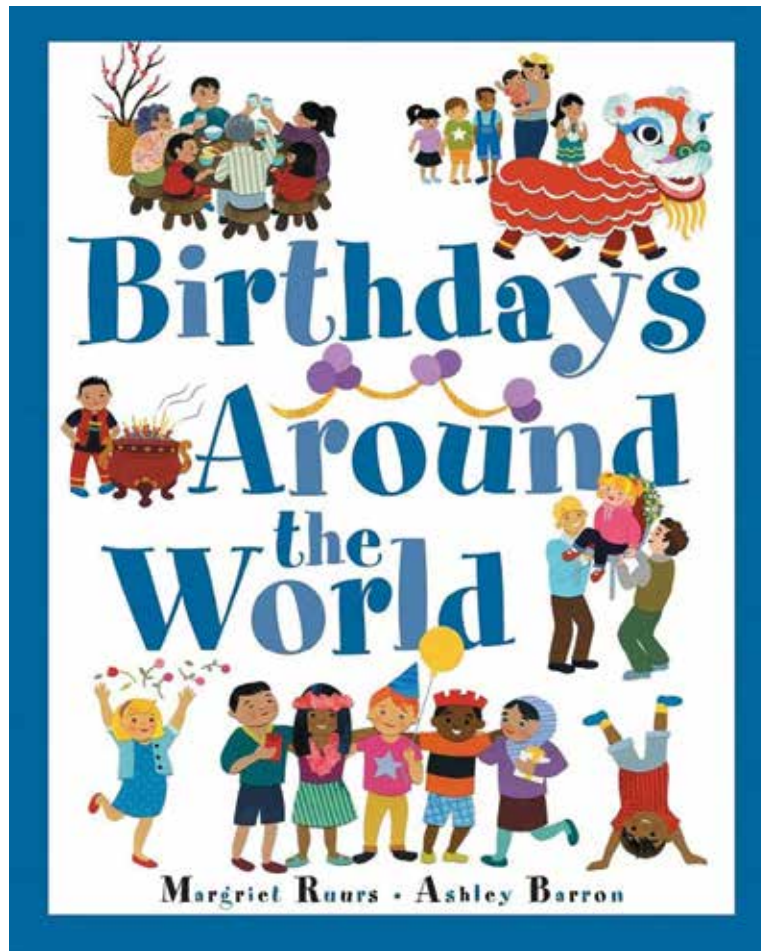
INDIAN FAMILY CELEBRATING A CHILD'S BIRTHDAY.

118321228 | Child © Rawpixelimages | Dreamstime.com



LITTLE BOY OPENING A BIRTHDAY GIFT

- C) LOOK AND ANSWER: ARE BIRTHDAY CELEBRATIONS THE SAME AROUND THE WORLD?



- D) WHEN IS YOUR BIRTHDAY? WRITE AND TELL YOUR TEACHER.

**MY BIRTHDAY IS**

**ON** \_\_\_\_\_

**(MONTH / DAY)**

Freight, Gary/Kellan

E) LET'S MAKE A BIRTHDAY CLASS CALENDAR. HELP YOUR TEACHER!

**HAPPY BIRTHDAY!**

**JANUARY**

STUDENTS' NAMES-BIRTHDAY

**FEBRUARY**

STUDENTS' NAMES-BIRTHDAY

**MARCH**

STUDENTS' NAMES-BIRTHDAY

**APRIL**

STUDENTS' NAMES-BIRTHDAY

**MAY**

STUDENTS' NAMES-BIRTHDAY

**JUNE**

STUDENTS' NAMES-BIRTHDAY

**JULY**

STUDENTS' NAMES-BIRTHDAY

**AUGUST**

STUDENTS' NAMES-BIRTHDAY

**SEPTEMBER**

STUDENTS' NAMES-BIRTHDAY

**OCTOBER**

STUDENTS' NAMES-BIRTHDAY

**NOVEMBER**

STUDENTS' NAMES-BIRTHDAY


**DECEMBER**

STUDENTS' NAMES-BIRTHDAY

## LESSON 2 - A PARTY TO REMEMBER

### STORY TIME!


A) EXPLORE THE BOOK COVERS. WHAT ARE THE STORIES ABOUT?




B) CHOOSE A STORY AND LISTEN TO YOUR TEACHER. DRAW YOUR FAVORITE SCENE.




**C) DRAW THE ELEMENTS THAT APPEAR IN THE STORY.**




**AN ICE CREAM**




**A CAKE**




**A PARTY**



**GETTING READY FOR A PARTY**



**RAIN IN THE PARTY**




**A BOX WITH HATS**

**D)** DID YOU LIKE THE STORY? SAY AND CHECK "YES" OR "NO".



YES



NO

**E)** LET'S MAKE A "HAPPY BIRTHDAY" BANNER AND DECORATE OUR CLASSROOM!



## PLAY TIME!

F) WHAT GAMES CAN WE PLAY AT A PARTY? WHAT SONGS CAN WE SING?



HOT POTATO



MUSICAL CHAIRS



DUCK DUCK GOOSE

G) LET'S PLAY "HOT POTATO". FIRST, FOLLOW YOUR TEACHER.



Image by <a href="https://www.freepik.com/free-photo/funny-potato-with-cute-sticker\_108927150.htm#query=hot%20potato%20toy&position=8&from\_view=search&track=ais">Freepik</a>

H) LET'S PLAY BINGO!

**PETS - TOYS - COLORS - ANIMALS**

**FAMILY MEMBERS - SCHOOL OBJECTS**

I) WHOSE BIRTHDAY IS IT TODAY? WHOSE BIRTHDAY WAS IT YESTERDAY? LET'S LISTEN AND SING "HAPPY BIRTHDAY"!



## LESSON 3 - NOT NOW!

### STORY TIME!

- A)** LOOK AT THE PICTURE AND DESCRIBE IT. CAN YOU GUESS THE STORY?
- B)** LISTEN TO THE STORY AND ANSWER: WHAT LESSON DOES THE LITTLE BOY LEARN?
- C)** LISTEN TO YOUR TEACHER'S EXPLANATIONS ABOUT:



<https://www.storyberries.com/bedtime-stories/not-now-not-now-picture-book/> Accessed on Oct. 23, 2021

### WHAT ARE "LADOOS"?



192108814 © Ashish Paanchal | Dreamstime.com



50839697 © Tigatelu | Dreamstime.com

### WHAT'S "FEELING ANGRY"?

### WHAT'S PLAYING "CRICKET"?



164687740 © Topgeek | Dreamstime.com

D) PUT THE PICTURES IN THE CORRECT ORDER, ACCORDING TO THE STORY.

( )

( )

( )



[HTTPS://WWW.STORYBERRIES.COM/BEDTIME-STORIES-NOT-NOW-NOT-NOW-PICTURE-BOOK/](https://www.storyberries.com/bedtime-stories-not-now-not-now-picture-book/)

E) NOW TALK: WHAT'S YOUR IDEA OF A GOOD PRESENT? LOOK AT THE PICTURES BELOW.



[https://www.freepik.com/free-photo/purebred-dog-being-cute-studio\\_15615945.htm#query=CACHORRO&position=17&from\\_view=search&track=sph&uid=56f65fae-dd35-4e04-86ed-cd8ed6d3e8ea](https://www.freepik.com/free-photo/purebred-dog-being-cute-studio_15615945.htm#query=CACHORRO&position=17&from_view=search&track=sph&uid=56f65fae-dd35-4e04-86ed-cd8ed6d3e8ea)

[https://cdn.pixabay.com/photo/2017/08/16/08/26/blogs-guys-2646819\\_960\\_720.png](https://cdn.pixabay.com/photo/2017/08/16/08/26/blogs-guys-2646819_960_720.png)

[https://cdn.pixabay.com/photo/2016/11/16/11/29/coupon-1828620\\_960\\_720.png](https://cdn.pixabay.com/photo/2016/11/16/11/29/coupon-1828620_960_720.png)

[https://cdn.pixabay.com/photo/2016/04/01/10/16/bar-1299829\\_960\\_720.png](https://cdn.pixabay.com/photo/2016/04/01/10/16/bar-1299829_960_720.png)

[https://cdn.pixabay.com/photo/2014/02/17/19/38/birthday-268554\\_960\\_720.jpg](https://cdn.pixabay.com/photo/2014/02/17/19/38/birthday-268554_960_720.jpg)

<https://pixabay.com/pt/photos/g%C3%A0ameos-abra%C3%A7ando-irm%C3%A3os-rapazes-2670823/>

<https://pixabay.com/pt/vectors/v%C3%ADdeo-game-jogo-video-game-boy-2154427/>

<https://pixabay.com/pt/photos/rosto-festa-de-anivers%C3%A1rio-bolo-1098020/>

<https://pt.dreamstime.com/brinquedo-de-madeira-caminh%C3%A3o-camionete-carro-na-bancada-da-carpintaria-of%C3%ADcios-diy-do-pastatempo-fazendo-image131158475>

F) DID YOU LIKE THE STORY? SAY AND TICK "YES" OR "NO".

YES  NO

## PLAY TIME!

G) LET'S SING AND REMEMBER THE MONTHS OF THE YEAR.

JANUARY - FEBRUARY - MARCH - APRIL  
MAY - JUNE - JULY - AUGUST - SEPTEMBER  
OCTOBER - NOVEMBER - DECEMBER

H) LET'S PLAY "WHAT'S THE PRESENT IN THE BOX?".

1351377 © Pamela Hodson | Dreamstime.com



I) NOW, IT'S TIME FOR A MEMORY GAME! WHAT'S THE BEST PRESENT FOR A FRIEND? (GO TO PAGES 85, 87 AND 89)



## COLLAB AND CREATE!

- 1) HOW ABOUT CELEBRATING OUR FRIENDS' BIRTHDAYS? WHAT CAN YOU DO TO CELEBRATE?



Illustration 47115452 © paullesser | Dreamstime.com

- 2) WHAT'S IN A PARTY?

- A CAKE / SOME CUPCAKES? WHICH FLAVOR?



Photo 117743812 © Jerry Coli | Dreamstime.com

- GAMES? MUSIC? WHICH ONES?
  - WHAT DO WE SING?
- 3) HOW CAN WE DECORATE A BIRTHDAY PARTY?



- 4) LET'S MAKE A PRESENT - A BIRTHDAY CARD FOR OUR FRIENDS! FOLLOW YOUR TEACHER.




**You need:**

- COLORED PAPERS



## MY LEARNING DIARY

**J)** DRAW YOUR FAVORITE CLASS.



**K)** PLAY YOUR FAVORITE GAME AGAIN.

**L)** SING A SONG YOU'VE LEARNED.

**M)** DIGA O NOME DE 3 ELEMENTOS RELACIONADOS A FESTA DE ANIVERSÁRIO, EM INGLÊS.

**N)** NOMEIE, EM INGLÊS, ALGO QUE POSSA SER UM PRESENTE DE ANIVERSÁRIO.



# MY Pictionary

## BIRTHDAY PARTY

A BIRTHDAY CAKE

A BIRTHDAY HAT

A PARTY

A PRESENT

DANCING CHAIRS

## MONTHS OF THE YEAR

**JANUARY**

**FEBRUARY**

**MARCH**

**APRIL**

**MAY**

**JUNE**

**JULY**

**AUGUST**

**SEPTEMBER**

**OCTOBER**

**NOVEMBER**

**DECEMBER**

# UNIT 3

## A WORLD OF ADVENTURES

NESTA UNIDADE, VOCÊ VAI:

- CUMPRIMENTAR OS COLEGAS EM INGLÊS;
- CONSTRUIR A ROTINA DA AULA, EM INGLÊS, PARA ORGANIZAR O ESTUDO;
- EXPERIMENTAR BRINCADEIRAS EM INGLÊS, REPETINDO ALGUMAS PALAVRAS E EXPRESSÕES COM A AJUDA DO(A) PROFESSOR(A);
- EXPRESSAR A OPINIÃO SOBRE AS BRINCADEIRAS E AS HISTÓRIAS OUVIDAS;
- OUVIR, EM INGLÊS, HISTÓRIAS INFANTIS QUE RETRATAM AVENTURAS;
- BRINCAR DE CAÇA AO TESOURO.



ORIGINAL OIL PAINTING LITTLE PRINCE  
AND FOX AND RED ROSE SITTING ON  
GRASS UNDER STARRY SKY.

# LESSON 1 - TIME FOR ENGLISH!

**A) SING AND GREET YOUR FRIENDS.**

*How are you? ☺☺☺*

Illustration 225335847 © Tutik Purwaningsih |  
Dreamstime.com

**B) LET'S ORGANIZE OUR ROUTINE. LISTEN TO YOUR TEACHER AND WRITE.**

**DATE:** \_\_\_\_\_ **TEACHER'S NAME:** \_\_\_\_\_

**CLASS ACTIVITIES:**

---

---

---

---



# EXPLORE

LOOK AND DESCRIBE. DO YOU KNOW THESE ACTIVITIES?

<https://pixabay.com/photos/taiwan-kids-children-asian-people-36177060/>



[https://cdn.pixabay.com/photo/2017/08/05/14/652/people-2584206\\_960\\_720.jpg](https://cdn.pixabay.com/photo/2017/08/05/14/652/people-2584206_960_720.jpg)



[https://cdn.pixabay.com/photo/2017/08/07/13/49/boat-2603997\\_960\\_720.jpg](https://cdn.pixabay.com/photo/2017/08/07/13/49/boat-2603997_960_720.jpg)



[https://cdn.pixabay.com/photo/2019/04/15/21/471/adventure-park-4130422\\_340.jpg](https://cdn.pixabay.com/photo/2019/04/15/21/471/adventure-park-4130422_340.jpg)



[https://cdn.pixabay.com/photo/2016/01/26/23/32/camp-1163419\\_480.jpg](https://cdn.pixabay.com/photo/2016/01/26/23/32/camp-1163419_480.jpg)



[https://cdn.pixabay.com/photo/2016/09/04/17/301/explorers-1644632\\_340.jpg](https://cdn.pixabay.com/photo/2016/09/04/17/301/explorers-1644632_340.jpg)





# LESSON 2 - THE THREE LITTLE PIGS

## STORY TIME!

A) EXPLORE THE BOOK COVERS. DO YOU RECOGNIZE THE STORIES? ARE THEY SIMILAR? (GO TO PAGES 91 AND 93)



B) LISTEN TO THE STORY. THEN, NUMBER THE PICTURES ACCORDING TO THE STORY.

 <input data-bbox="193 1034 269 1113" type="checkbox"/>	 <input data-bbox="768 1034 843 1113" type="checkbox"/>
 <input data-bbox="193 1336 269 1415" type="checkbox"/>	 <input data-bbox="768 1336 843 1415" type="checkbox"/>
 <input data-bbox="193 1642 269 1720" type="checkbox"/>	

**C)** LABEL THE HOUSES ACCORDING TO THE MATERIALS THEY ARE MADE OF IN ACTIVITY B.

- A BRICK HOUSE
- A WOODEN HOUSE
- A STRAW HOUSE




191180261 © Sararoom | Dreamsstime.com

_____	_____	_____
_____	_____	_____
_____	_____	_____

**D)** HOW DID YOU LIKE THE STORY? DRAW AN EMOJI.




**E)** IMAGINE A DIFFERENT END TO THE STORY. DRAW AND COLOR.



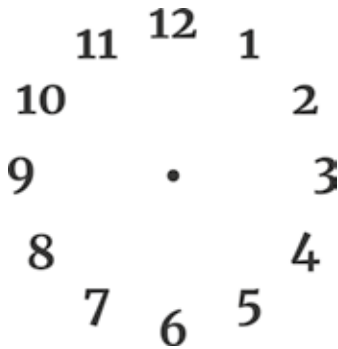
### **PLAY TIME!**

**F)** LET'S PLAY "WHAT'S THE TIME, MR. WOLF?". FOLLOW YOUR TEACHER.

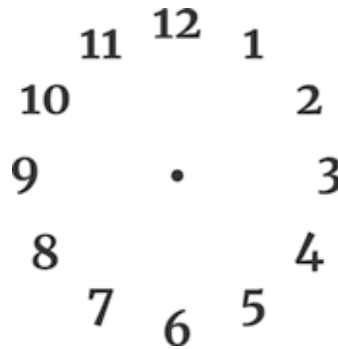


**G)** LISTEN TO THE TIME MR. WOLF SHOUTS OUT. DRAW THE BIG AND LITTLE HANDS ON THE CLOCKS.

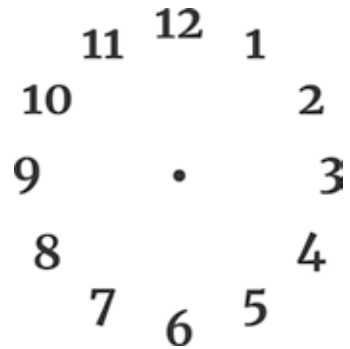
1)



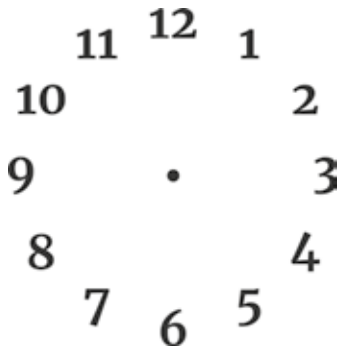
2)



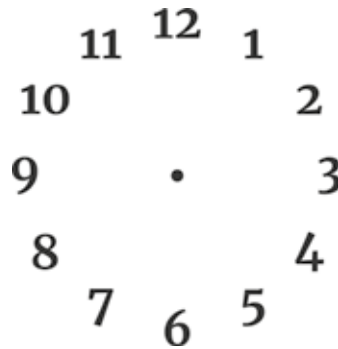
3)



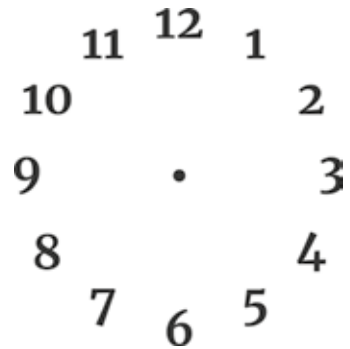
4)



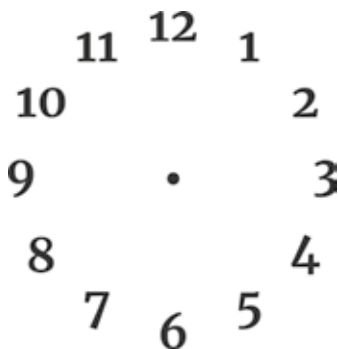
5)



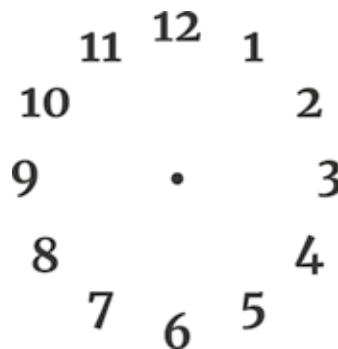
6)



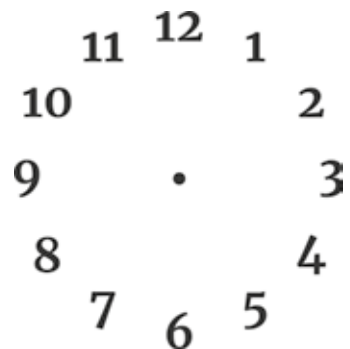
7)



8)



9)



## LESSON 3 – WHAT AN ADVENTURE!

### STORY TIME!

A) EXPLORE THE BOOK COVERS. WHAT IS SIMILAR? WHAT IS DIFFERENT?



B) CHOOSE A STORY AND LISTEN TO YOUR TEACHER. DRAW AND COLOR YOUR FAVORITE SCENE.

A large, empty rectangular box with rounded corners and an orange border, intended for drawing and coloring a favorite scene from the stories.

C) LISTEN TO YOUR TEACHER AND CIRCLE WHAT YOU HEAR.



137244853 © Aleksandr Fomin | Dreamstime.com

150697476 © | Limolda Design Studio | Dreamstime.com

PLAY TIME!

D) LISTEN TO THE RHYME AND SING ALONG.

A SAILOR  
WENT TO  
SEA



146868334 © Vitamins | Dreamstime.com

**A SAILOR WENT TO SEA, SEA, SEA  
TO SEE WHAT HE COULD SEE, SEE, SEE.  
BUT ALL THAT HE COULD SEE, SEE, SEE  
WAS THE BOTTOM OF THE DEEP BLUE SEA, SEA, SEA.**

**A SAILOR WENT TO CHOP, CHOP, CHOP, CHOP  
TO SEE WHAT HE COULD CHOP, CHOP, CHOP  
BUT ALL THAT HE COULD CHOP, CHOP, CHOP  
WAS THE BOTTOM OF THE DEEP BLUE CHOP, CHOP, CHOP.**

**A SAILOR WENT TO KNEE, KNEE,  
KNEE  
TO SEE WHAT HE COULD KNEE,  
KNEE, KNEE  
BUT ALL THAT HE COULD KNEE,  
KNEE, KNEE  
WAS THE BOTTOM OF THE  
DEEP BLUE KNEE, KNEE, KNEE.**

**A SAILOR WENT TO SEA, CHOP,  
KNEE  
TO SEE WHAT HE COULD SEA,  
CHOP, KNEE  
BUT ALL THAT HE COULD SEA,  
CHOP, KNEE  
WAS THE BOTTOM OF THE  
DEEP BLUE SEA, CHOP, KNEE**

(AVAILABLE AT: < [HTTPS://WWW.YOUTUBE.COM/  
WATCH?V=28uNq8XQPK8](https://www.youtube.com/watch?v=28uNq8XQPK8) >  
ACCESSED ON NOVEMBER 03, 2021.)

- E) IMAGINE YOU ARE A PIRATE  
AND LIVE ON AN ISLAND.  
WHAT IS THERE?  
WHO IS THERE? DRAW AND  
COLOR.**





## COLLAB AND CREATE!

### 1) HOW ABOUT PLANNING A TREASURE HUNT?



26884926 © Dekanaryas | Dreamstime.com

### 2) HOW CAN WE MAKE IT? LET'S PLAN IT.

- A) WHERE CAN YOU PLAY?
- B) WHAT DO YOU NEED?
  - AN INVITATION FOR THE STUDENTS TO COME AND PLAY?
  - A MAP? CLUES?
- C) WHAT IS THE TREASURE?
- D) DRAW PICTURES FOR EACH OF THE CLUES. YOU CAN WRITE IN PORTUGUESE TOO.
- E) HIDE THE TREASURE AND THE CLUES.
- F) WHEN YOU'RE READY, GO FOR IT!




Foto de Karen Zhang na Unsplash



Foto de Karen Zhang na Unsplash

## MY LEARNING DIARY

F) DRAW YOUR FAVORITE CLASS.



G) PLAY YOUR FAVORITE GAME AGAIN.

H) SING A SONG YOU'VE LEARNED.

I) DIGA O NOME DE 3 ELEMENTOS EM INGLÊS QUE APARECEM NAS HISTÓRIAS QUE VOCÊ OUVIU NESTE BIMESTRE.

J) DIGA O NOME, EM INGLÊS, DE UM SENTIMENTO QUE VOCÊ TEM AO PENSAR EM VIVER UMA AVENTURA.



# MY Pictionary

## ADVENTURE ISLAND

A PARROT

A COMPASS

A PIRATE

BINOCULARS

A TREASURE MAP

A PIRATE HAT

A TREASURE CHEST

AN EYE PATCH

## THE THREE LITTLE PIGS

**A STRAW HOUSE**

**A WOODEN HOUSE**


**A BRICK HOUSE**

# UNIT 4

## WORLD CELEBRATIONS

NESTA UNIDADE, VOCÊ VAI:

- CUMPRIMENTAR OS(AS) COLEGAS EM INGLÊS;
- CONSTRUIR A ROTINA DA AULA, EM INGLÊS;
- PERGUNTAR E RESPONDER SOBRE A ORIGEM DE DETERMINADAS CELEBRAÇÕES E HISTÓRIAS (*WHERE IS HALLOWEEN FROM? IRELAND. WHERE IS THIS STORY FROM? INDIA*);
- RECONHECER AS DATAS EM QUE DETERMINADAS CELEBRAÇÕES SÃO COMEMORADAS;
- OUVIR, EM INGLÊS, HISTÓRIAS INFANTIS QUE TRATAM DE CELEBRAÇÕES DIVERSAS EM DIFERENTES CULTURAS;
- EXPERIMENTAR BRINCADEIRAS EM INGLÊS, REPETINDO ALGUMAS PALAVRAS E EXPRESSÕES COM A AJUDA DO(A) PROFESSOR(A);
- CANTAR MÚSICAS SOBRE COMEMORAÇÕES TRADICIONAIS, EM INGLÊS;
- PREPARAR CELEBRAÇÃO PARA DATA TRADICIONAL DE UMA CULTURA DIFERENTE (POR EXEMPLO, UMA SPOOKY PARTY PARA COMEMORAR O HALLOWEEN NOS ESTADOS UNIDOS, O DIA DO SACI NO BRASIL OU, AINDA, O DÍA DE LOS MUERTOS, NO MÉXICO.





NEW YEAR'S EVE CELEBRATION -  
PAULISTA AVENUE, SÃO PAULO (2019-2020)

## LESSON 1 - TIME FOR ENGLISH!

A) SING AND GREET YOUR FRIENDS.



30687293 © Lylyflow | Dreamstime.com

B) LISTEN TO YOUR TEACHER. WRITE THE CLASS ROUTINE.

DATE: \_\_\_\_\_ TEACHER'S NAME: \_\_\_\_\_

CLASS ACTIVITIES:

---

---

---



## EXPLORE

LOOK AND DESCRIBE. WHAT IS SIMILAR? WHAT IS DIFFERENT?



36403060 © Taras Vyshnya | Dreamstime.com

NEW YEAR IN SYDNEY, AUSTRALIA  
(JANUARY, 1<sup>ST</sup>)



226071406 © Chemeiskaya | Dreamstime.com

ROSH HASHANAH (THE JEWISH NEW YEAR,  
IN SEPTEMBER). THE TRADITION OF BLOWING  
THE SHOFAR



https://cdn.pixabay.com/photo/2015/10/15/15444/water-fight-989540\_960\_720.jpg

NEW YEAR IN THAILAND - THE SONGKRAN  
WATER FESTIVAL (APRIL, 13<sup>TH</sup> TO 15<sup>TH</sup>)



4303180 © Hamhanpeggy | Dreamstime.com

CHINESE NEW YEAR (END OF JANUARY -  
BEGINNING OF FEBRUARY)



https://cdn.pixabay.com/photo/2015/11/18/1313/diwali-1049141\_960\_720.jpg

THE NEW HINDU YEAR: DIWALI FESTIVAL IN  
INDIA (MARCH OR APRIL)

### C) TALK WITH YOUR CLASSMATES AND TEACHER:

- WHY DO PEOPLE CELEBRATE THE END OF THE YEAR?
- IS IT IMPORTANT FOR YOU AND YOUR FAMILY?
- WHAT HAPPENS AT SCHOOL AT THE END OF THE YEAR?
- WHAT DO YOU DO DURING SCHOOL RECESS?

### D) LOOK AND SAY WHAT YOU AND YOUR FAMILY DO AT THE END OF THE YEAR.

#### GO TO A RELIGIOUS PLACE

133004256 © Adrenalina pura |  
Dreamstime.com



2115493 © Iva Vili | Dreamstime.com

#### GO TRAVELLING



#### GO TO NEW YEAR'S PARTY



200486942 © Oksana2718 |  
Dreamstime.com

#### VISIT FRIENDS AND RELATIVES

209890412 © The Img | Dreamstime.com



#### GO TO YOUR GRANDPARENTS' HOUSE

Freepikuy7\_zxv1\_210111.jpg



a href="https://br.freepik.com/vetores-gratis/concelho-de-insornia\_9884669.htm#page=3&query=r%20para%20camara%20cedo%20ilustrac&ccidil&atbleo&position=33&from-view=search&track=ais&uid=ac7ff064-ae84-4955-b697-fed887ec09bb>Freepik</a>

#### GO TO BED EARLY



#### WATCH THE FIREWORKS

Freepik ilustracao-do-concelho-de-festividades



#### STAY HOME AND WATCH TV

178418303 © Patpat Paipew |  
Dreamstime.com



## LESSON 2 – HAPPY NEW YEAR!

### STORY TIME!

#### A) EXPLORE THE BOOK COVERS.

- WHAT ARE THE STORIES ABOUT?
- WHAT STORY DO YOU WANT TO LISTEN TO?



HAPPY NEW YEAR BY CLARA  
COLEMAN




THE NIGHT BEFORE NEW YEAR'S  
BY NATASHA WING. ILLUSTRATED  
BY AMY WUMMER

**B)** CHOOSE A STORY TO LISTEN TO. THEN, ANSWER: HOW DOES YOUR FAMILY CELEBRATE NEW YEAR'S?

**C)** TELL YOUR FAVORITE PART OF THE STORY AGAIN.

**D)** WHERE ARE THE STORY CHARACTERS FROM?

E) MAKE A WISH OR A NEW YEAR'S RESOLUTION AND DRAW.



F) HOW DO YOU LIKE THE STORY? EXPRESS YOUR OPINION.



31915666 © Iqoncept | Dreamstime.com

## PLAY TIME!

### G) LET'S SING "NEW YEAR'S SONG"



### H) LET'S PLAY "WHAT'S THE PRESENT?"



### I) LET'S MAKE A "SECRET SANTA" PRESENT FOR A FRIEND. WHAT ARE YOU GOING TO MAKE?



## LESSON 3 – STRANGE THINGS ARE HAPPENING!

### STORY TIME!

- A) LOOK AT THE BOOK COVER AND ANSWER: CAN YOU GUESS WHAT THE STORY IS ABOUT?



- B) LISTEN TO THE STORY AND ANSWER:


- WHY ARE THE CHICKENS NERVOUS?



186079027 © Xsivax | Dreamstime.com

- WHAT DOES THE ROBOT SAY TO THE CHICKENS? IS IT A REAL ROBOT?

**EEK!**



80020459 © Sararoom | Dreamstime.com

**C) CIRCLE WHAT THE CHICKENS SAW.**



Ilustração 17358482 © Zbb952 | Dreamstime.com - Ilustração 136771693 © Tigatelu | Dreamstime.com -  
 Ilustração 10438553 © Klara Viskova | Dreamstime.com - Ilustração 44095036 © Rasa Melissa Francosca | Dreamstime.com  
 Ilustração 46705132 © Sararom | Dreamstime.com - Ilustração 74076221 © Vector Moon | Dreamstime.com

**D) LOOK AT ALL THE PICTURES AGAIN. ARE YOU AFRAID OF THEM? TELL YOUR TEACHER AND CLASSMATES.**

**E) TELL YOUR FAVORITE PART OF THE STORY.**

**F) DID YOU LIKE THE STORY? SAY AND TICK "YES" OR "NO".**



YES



NO

**PLAY TIME!**

**G)** LET'S PLAY "HALLOWEEN FREEZE"!




**H)** HAVE YOU EVER PLAYED "TRICK OR TREAT" ON HALLOWEEN? LET'S TRY IT!

**"TRICK OR TREAT,  
TRICK OR TREAT,  
GIVE ME SOMETHING GOOD TO EAT!  
IF YOU DON'T, I DON'T CARE,  
I WILL TRICK YOU EVERYWHERE!"**

**I)** OCTOBER 31<sup>ST</sup> IS SACI'S DAY IN BRAZIL! DRAW YOUR FAVORITE FOLKLORE CHARACTER.

**J)** LISTEN TO YOUR TEACHER AND POINT.





## COLLAB AND CREATE!

### 1) HOW ABOUT PLANNING A SPOOKY PARTY?



DÍA DE LOS MUERTOS. MÉXICO.

OFICINA DE MÁSCARAS.  
DIA DO SACI PERERÊ. EVENTO PROMOVIDO PELA  
SOCIEDADE DE OBSERVADORES DE SACI (SOSACI).  
SÃO LUIS DO PARAITINGA, SÃO PAULO.



O HALLOWEEN UNE DIFERENTES CULTURAS.  
ESTUDANTES DA EMEF ALMIRANTE TAMANDARÉ,  
EM SÃO PAULO, APRESENTAM PEÇA TEATRAL COM  
PERSONAGENS DO FOLCLORE BRASILEIRO.


### 2) WHAT CAN WE MAKE? HOW CAN WE MAKE IT? WHAT DO WE NEED?



### 3) USE YOUR IMAGINATION TO MAKE DIFFERENT AND FUN DECORATIONS FOR YOUR SPOOKY PARTY.

## MY LEARNING DIARY

**K)** DRAW YOUR FAVORITE CLASS.



**L)** PLAY YOUR FAVORITE GAME AGAIN.

**M)** SING A SONG YOU'VE LEARNED.

**N)** TELL A STORY YOU LIKED AGAIN.

**O)** DIGA O NOME DE 3 COMEMORAÇÕES QUE VOCÊ CONHECE, EM INGLÊS.

**P)** DIGA O NOME DE 3 PAÍSES EM INGLÊS CUJAS CELEBRAÇÕES VOCÊ APRENDEU.



# MY Pictionary

## CELEBRATION SYMBOLS

**BALLOONS**

**CANDIES**

**CANDLES**

**FIREWORKS**

**LIGHTS**

**PARTY HAT**

# HALLOWEEN SYMBOLS

GO TO PAGE 95.

**SKELETON**

**WIZARD**

**MONSTER**

**BLACK CAT**

**WITCH**

**GHOST**

**FLY**

**MARCH**

**SHAKE**

**STOP**

**TIPTOE**

**WALK**

**EXPRESSIONS**


**HAPPY NEW YEAR!**


**EEK!**

**CHEERS!**

**HAPPY HALLOWEEN!**







## ATTACHMENT 1 - UNIT 1 - PARTS OF THE BODY – PAGE 14




RECORTE AQUI




Illustration 137195404 © Solargaria07 | Dreamstime.com  
Illustration 137195404 © Solargaria07 | Dreamstime.com  
Illustration 249925313 © Dusanpavic | Dreamstime.com  
Illustration 162354395 © Harunobu Toribatake | Dreamstime.com  
Illustration 137195404 © Solargaria07 | Dreamstime.com


Illustration 137195404 © Solargaria07 | Dreamstime.com  
Illustration 137195404 © Solargaria07 | Dreamstime.com  
Illustration 130697304 © Irina Miroshnichenko | Dreamstime.com

















ATTACHMENT 3 - UNIT 3 - MÁSCARAS PARA A HISTÓRIA THE THREE LITTLE PIGS - PAGE 49




WR Assessoria Linguística LTDA

✂ RECORTE AQUI




ATTACHMENT 3 - UNIT 3 - MÁSCARAS PARA A HISTÓRIA THE THREE LITTLE PIGS - PAGE 49



WR Assessoria Linguística LTDA


✂ RECORTE AQUI



## ATTACHMENT 4 - UNIT 4 - "MY PICTONARY" CARDS: CELEBRATION FIGURES – PAGE 75

<https://thumbs.dreamstime.com/2/halloween-witch-black-athouette-booms556-bats-pumpkins-isolated-white-background-440950368.jpg>  
<https://icon-pokey.com/photo/01/02/07/1044-cas-115555538-71.jpg>  
[https://vch-podab.com/photo/01/08/08/22/12/day-of-the-dead-skeleton-4-331810\\_960\\_720.png](https://vch-podab.com/photo/01/08/08/22/12/day-of-the-dead-skeleton-4-331810_960_720.png)  
<https://thumbs.dreamstime.com/2/my-monster-1302475.jpg>  
<https://thumbs.dreamstime.com/2/cartoon-wizard-illustration-casting-spell-35029525.jpg>





## **PROJETO GRÁFICO**

### **Centro de Multimeios - CM**

Ana Rita da Costa - *Diretora*

### **Núcleo de Criação e Arte**

Aline Frederick Santos

Angélica Dadario

Cassiana Paula Cominato

Fernanda Gomes Pacelli

Julia Gonçalves Rizzo - *estagiária*

Marcos Roberto da Silva Moreira

Raquel Nogueira Janoni - *estagiária*

Simone Porfirio Mascarenhas



**PREFEITURA DE  
SÃO PAULO**  
SECRETARIA  
DE EDUCAÇÃO